


66QL6-BDV-L

645-670 Watt

85 ± 5% Bifaciality

BIFACIAL MODULE



Higher Power on Front Side

Leading power class based on the enhanced N-type TOPCon platform, through cutting-edge technology and an optimized layout that captures more sunlight.



Better Generation on Rear Side

Enabling industry-leading bifaciality in TOPCon cells through an improved structure that enhances light absorption and trapping.



Optimized Dust Resistance

Combining special frame design and self-cleaning glasses, build a comprehensive dust-proof solution.



Proven Low Light Performance

Enhanced cell structure ensures superior module performance under low-light conditions.



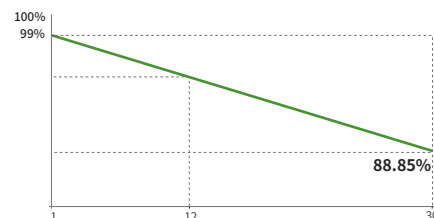
Industry Leading Warranty

Advanced metallization and iterated module encapsulation deliver superior resistance to PID, LID / LeTID, and UV degradation.



Mechanical Load Enhanced

Certified to withstand:
5400 Pa front side max static test load
2400 Pa rear side max static test load



12 Year Product Warranty | **30** Year Linear Power Warranty | **1%** First-year Degradation | **0.35%** Annual Degradation Over 30 Years

- IEC61215:2021 / IEC61730:2023
- IEC61701 / IEC62716 / IEC60068 / IEC62804
- ISO9001:2015: Quality Management System
- ISO14001:2015: Environment Management System
- ISO45001:2018: Occupational health and safety management systems



POSITIVE QUALITY™
Continuous Quality Assurance

66QL6-BDV-L 645-670 Watt

Mechanical Characteristics

Cell Type	N- type Mono-crystalline
No. of Cells	264 (66×4)
Dimensions	2382×1134×30 mm
Weight	32.5 kg
Front Glass	2.0 mm, Anti-reflection Coating
Back Glass	2.0 mm, Heat Strengthened Glass
Frame	Anodized Aluminium Alloy
Junction Box	IP68 Rated
Protection Class	Class II
IEC Fire Type	Class C
Connector Type	JK03M / JK03M2 / Others*
Output Cables (Including Connector)	4.0 mm ² (+): 500 mm , (-): 400 mm or Customized Length

*MC4-EVO2 available upon request and subject to availability

Packaging Configuration

Pallet Dimensions	2396×1110×1251 mm
Packing Detail (Two pallets = One stack)	36 pcs/pallet, 72 pcs/stack, 720 pcs/ 40'HQ Container

Specifications (STC)

Maximum Power - Pmax [Wp]*	645	650	655	660	665	670
Maximum Power Voltage - Vmp [V]	42.44	42.57	42.70	42.78	42.85	42.92
Maximum Power Current - Imp [A]	15.20	15.27	15.34	15.43	15.52	15.61
Open-circuit Voltage - Voc [V]	50.08	50.26	50.44	50.50	50.55	50.60
Short-circuit Current - Isc [A]	15.92	15.98	16.04	16.14	16.24	16.34
Module Efficiency STC [%]	23.88	24.06	24.25	24.43	24.62	24.80
Bifacial Factor	85 ± 5%					
Power Sorting	0 ~ +3 %					
Temperature Coefficient of Pmax	-0.26 %/°C					
Temperature Coefficient of Voc	-0.24 %/°C					
Temperature Coefficient of Isc	0.046 %/°C					

STC: Irradiance 1000W/m², Cell Temperature 25°C, AM=1.5. *Power measurement tolerance: ±3%

Specifications (BNPI)

Maximum Power - Pmax [Wp]*	718	724	729	735	741	746
Maximum Power Voltage - Vmp [V]	42.35	42.52	42.69	42.70	42.75	42.80
Maximum Power Current - Imp [A]	16.97	17.04	17.10	17.21	17.32	17.42
Open-circuit Voltage - Voc [V]	50.20	50.38	50.56	50.70	50.75	50.80
Short-circuit Current - Isc [A]	17.73	17.80	17.87	17.98	18.09	18.20

BNPI: Irradiance: Front 1000W/m², Rear 135W/m², Cell Temperature 25°C, AM=1.5.

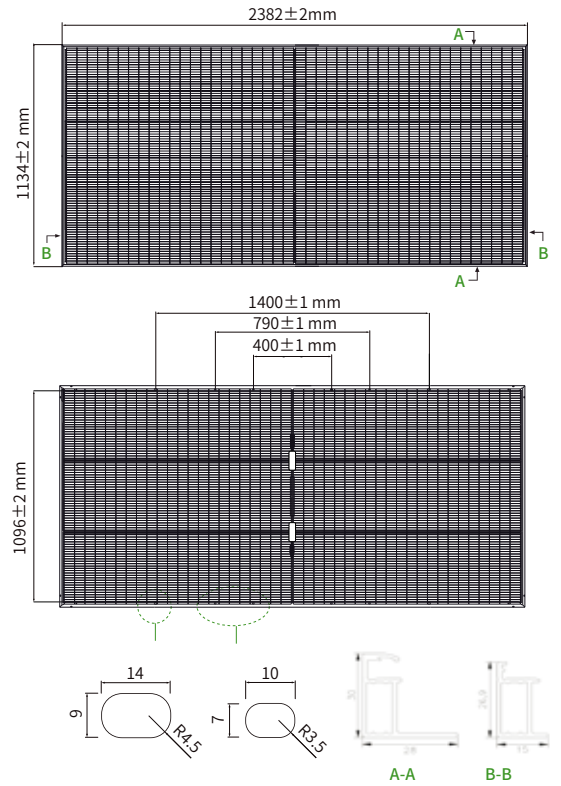
*Power measurement tolerance: ±3%

Application Conditions

Level T ₉₈ ≤ 70 °C	-40 °C ~ +70 °C*
Maximum System Voltage	1500 VDC (IEC)
Maximum Series Fuse Rating	35 A
Bifaciality Coefficients	φVoc: 98 ± 5 %, φIsc: 85 ± 5 %, φPmax: 85 ± 5 %

*Short-term up to 85°C; higher operation requires IEC TS 63126 testing

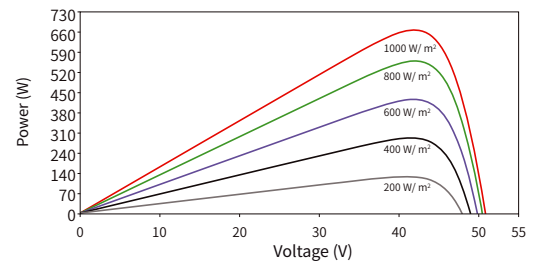
Engineering Drawings



Note: For specific dimensions and tolerance ranges, please refer to the corresponding detailed module drawings.

Electrical Performance

Power-Voltage Curves (66QL6-BDV-L 660W)



Current-Voltage Curves (66QL6-BDV-L 660W)

