



# 2023

Jinko Solar Co., Ltd.  
Environmental, Social and Governance  
(ESG) Report





## Description of the Report

### Time Range

This report covers the time range from January 1, 2023 to December 31, 2023. Unless otherwise specified, the data in this report is based on this period. To ensure comparability of data, the Company discloses historical data as much as possible and ensures consistency in the statistical and disclosure methods of the same data indicators across different reporting periods.

### Organizational Scope

This report covers Jinko Solar Co., Ltd. (referred to as "Jinko Solar", "the Company", or "we") and the subsidiaries of Jinko Solar, of which the disclosures in the social, governance and climate sections are consistent with the scope of the combined financial statements for the same period. The EHS section, unless otherwise specified, represents the overall situation of all the production bases.

### Reporting Release Status

This report is the third ESG report released by the Company, which is released as along with the 2023 annual financial report, providing timely information for stakeholders to make decisions. Prior to the formal commencement of preparation, the Company conducted an analysis of material topics and will focus on reporting on the topics that have a significant impact on internal and external stakeholders in the Report.

### Normative Reference

This report is mainly prepared based on the *SSE Guidelines No.1 on the Application of Self-Regulation Rules for Listed Companies - Standardized Operation*, and the *SSE STAR Market Guidelines No.2 on the Application of Self-Regulation Rules for Listed Companies - Voluntary Information Disclosure*. Reference is also made to the *Global Reporting Initiative (GRI) Standards 2021*, the *IFRS Sustainability Disclosure Standard S2 Climate-related Disclosures* issued by the International Sustainability Standards Board (ISSB), the UN Sustainable Development Goals (SDGs), and the *Ten Principles of the UN Global Compact*.

### Reliability Guaranteed

The content and data in this report are derived from the Company's actual operating records and financial reports. Unless otherwise specified, the financial data disclosed herein is denominated in RMB. The disclosure of information adheres to impartiality principles. The Company has conducted thorough public database inquiries pertaining to entities featured in the Report and has not identified any undisclosed negative incidents that ought to have been reported within the reporting period. The Company's Board of Directors has reviewed the content of the Report, confirming that there are no false records, misleading statements or material omissions.

### Report Acquisition

This report is published in Simplified Chinese and English versions. If there is any discrepancy between the two versions, the Simplified Chinese version shall prevail. You can log on to the Company's official website ([www.jinkosolar.com](http://www.jinkosolar.com)) or contact us via [ESG@jinkosolar.com](mailto:ESG@jinkosolar.com) to obtain the electronic version of the Report and put forward relevant comments and suggestions.

# Contents

Message from the Chairman	03
About Jinko Solar	05
ESG Management	09

Appendix	109
----------	-----

## 01 *Compliance, Integrity and Transparency*

Improved Corporate Governance	19
Integrity and Compliance Management	23
Information Security Management	28
Intellectual Property Management	33

## 02 *Green Operation for a Zero-Carbon Future*

Development of Green Industries	37
Better Climate Governance	43
Comprehensive Environmental Management	50
Green Production and Operation	53

## 03 *Excellent Quality, Top Services*

Sci-tech Innovation Management	59
Excellent Quality Management	63
Responsible Procurement Management	67
Customer Service Management	72

## 04 *Joint Efforts for Dreams, Progress with Light*

Protection of Employees' Rights and Interests	77
Employee Attraction and Retention	79
Employee Communication and Exchange	83
Talent Training and Development	85

## 05 *Stick to the Bottom Line, Produce Safely*

Production Safety Management	91
Safety Risk Prevention and Control	93
Occupational Health Management	96
Cultivation of Safety Culture	99

## 06 *Virtue of Goodness, Cooperating for Harmony*

Engagement of Community Co-construction	103
Cultivation of Future Talents	105
Maintenance of Ecological Harmony	106
Enhancement of Livelihood and Well-being	108



## Message from the Chairman



FY2023 stands as a pivotal milestone in Jinko Solar's journey. This year, we became the first solar company in the industry to top annual global module sales for the fifth time and the first to exceed 210GW cumulative module shipments. This milestone translates to a remarkable reality: one in every eight solar modules worldwide originates from Jinko Solar, contributing to a greener planet where every eighth ton of mitigated CO<sub>2</sub> bears our footprint. Furthermore, we are also the first PV company to have all three major emission reduction targets approved by SBTi, the first to have a "wafer-cell-module" fully certified zero-carbon factory production chain, and the first to launch the modules named Neo Green manufactured from 100% renewable energy powered factory. Parallel to our environmental strides, Jinko Solar witnessed a remarkable financial surge in 2023, with net profits soaring over 150% compared to the previous year. In 2023, we achieved high-speed, healthy and elegant growth, in both economic value as well as social value.

It is often presupposed that the innate profit-driven nature of business inherently conflicts with ESG objectives. However, Jinko Solar, through the visionary outlook, innovative strategies, and audacious implementations, has demonstrated that the dual pursuits can not only coexist harmoniously but also enhance one another, fostering a complementary and synergistic relationship. Particularly for us as a renewable energy company, our core operations represent the pinnacle of ESG commitment to the planet and humanity. If we operate in a responsible way, producing solar with solar, and manufacturing green with green, it will create a tremendous force for good in business. Jinko Solar's vanguard concepts and actions in sustainable development have trailblazed a path for the industry, serving as a beacon of inspiration and offering a blueprint for other corporations seeking to excel in their social responsibility endeavors.

The pandemic has ignited profound reflections on the sanctity of life and dignity, thereby amplifying the craving for ESG principles like never before. Although Jinko Solar's journey in pioneering sustainable social value creation may be nascent, our steps are firmly grounded, geared towards enduring impact, and intricately intertwined with the welfare of society, the harmony of nature, and the well-being of humanity.

As societal anxiety emerges from intensifying competition, and the pursuit of advanced manufacturing practices alongside carbon peak and carbon neutrality targets becomes imperative, with clean energy and equitable access turning into tangible prospects, Jinko Solar stands at the convergence of technological and societal progress. We become a force for construction, innovation, co-creation and co-benefit.

Technology is an ability, and driving positive change is a choice. To find solutions for sustainable development is also to find innovative scenarios for our own development, which is a pleasant creative process for Jinko Solar.

A planet powered by 100% solar energy is clearly visible in the way we expect.

**Chairman of Jinko Solar**

David Lee

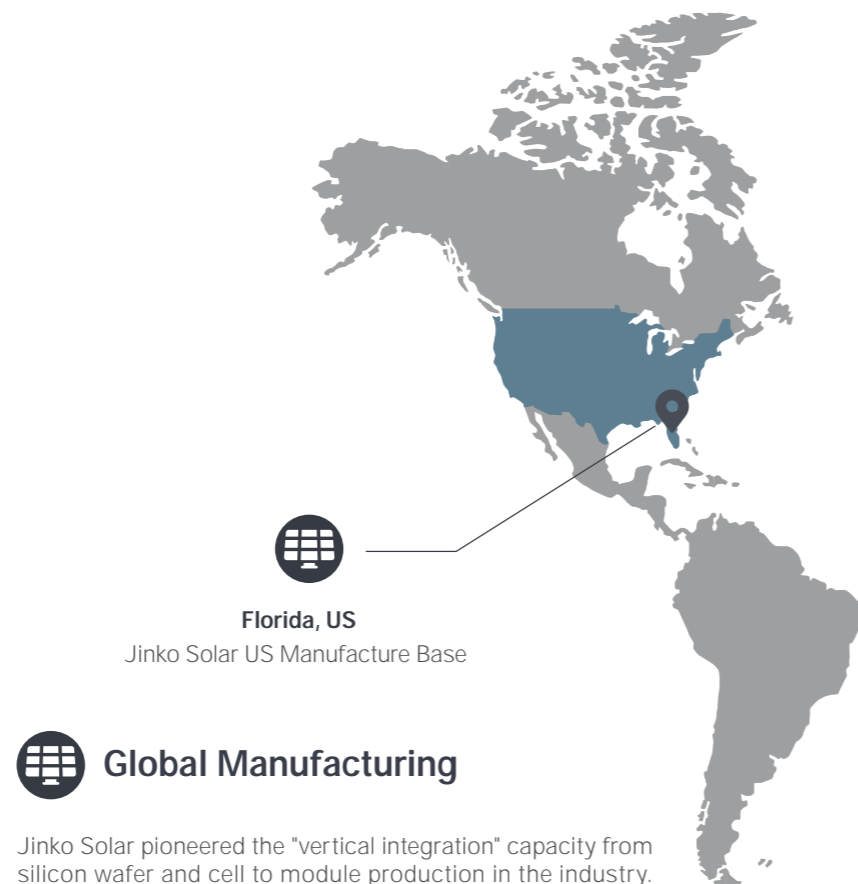
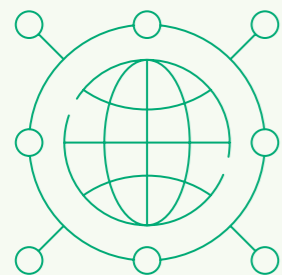
## About Jinko Solar

### Company Profile

Jinko Solar Co., Ltd. (stock code: 688223.SH) is a globally renowned and highly innovative solar technology company. Embracing the mission of "optimize the energy portfolio and take responsibility for enabling a sustainable future", the Company strategically deploys core segments of the photovoltaic industry chain. The Company focuses on the integrated R&D, manufacturing of photovoltaic products, as well as providing comprehensive clean energy solutions, leading in sales in the global mainstream photovoltaic market. As of the end of the reporting period, the accumulated global shipments of modules of Jinko Solar have exceeded 210GW, ranking as the global leader in module shipments. Jinko Solar continuously expands the diversified application scenarios of photovoltaic technology, including energy storage systems, building integrated photovoltaics (BIPV), and other fields, and strives to create a clean energy ecosystem.

### Global Layout

Jinko Solar continued to expand global production, logistics, sales, and service networks and pioneered the "vertical integration" capacity from silicon wafer and cell to module production in the industry. The Company owns globalized manufacturing bases in China, Malaysia, Vietnam, and the United States. Our products serve over 190 countries and regions worldwide, catering to more than 3,000 customers. As of the end of the reporting period, the Company's monocrystalline silicon wafer, cell and module production capacity have reached 85GW, 90GW and 110GW respectively, of which the N-type production capacity accounted for more than 75%, and the N-type production capacity scale is leading the industry.



### Global Manufacturing

Jinko Solar pioneered the "vertical integration" capacity from silicon wafer and cell to module production in the industry. The Company owns globalized manufacturing bases in China, Malaysia, Vietnam, and the United States.

### Global R&D

Jinko Solar has global R&D capabilities, with R&D centers in Shangrao, Jiangxi province, Haining, Zhejiang province, Leshan, Sichuan province, Xining, Qinghai province, Malaysia and Vietnam, as well as industry-university-research joint laboratories in Singapore and Australia.

## Corporate Culture

### Mission



Optimize the energy portfolio and take responsibility for enabling a sustainable future.

### Vision



Provide a one-stop solution for clean energy and become an industry leader.

### Core Values



- Customer-centered
- Contributor-oriented
- Continuous innovation against benchmarks
- Adherence to practicability



**57,000+**

Total number of employees worldwide

**10,000+**

Total number of overseas employees

**8**

Number of R&D centers





**4**

Number of overseas R&D centers

## Key ESG Performance

Corporate Governance Performance	Operating revenue RMB <b>118.682</b> billion	Net profit attributable to shareholders of listed companies RMB <b>7.44</b> billion	Total tax amount RMB <b>3,115.5189</b> million	
	Products exported countries and regions <b>190+</b>	Accumulated global shipments of modules <b>210+</b> GW	Number of accumulated patents granted <b>3,544</b>	
	R&D investment RMB <b>6.899</b> billion	Total number of R&D personnel <b>2,320</b>	Ratio of employees covered by business ethics training <b>100</b> %	
	Environmental Performance	Total investment in energy conservation and environmental protection RMB <b>718.4427</b> million	<b>135,639.58</b> MWh of electricity saved through technical renovation projects	<b>2.0597</b> million tons of water saved through water-saving technical renovation projects
		GHG emissions intensity <b>23.14</b> tCO <sub>2</sub> e/MW	Total amount of general industrial solid waste recycled or reused <b>133,114.54</b> tons	The rooftop PV systems of the bases generated <b>199,859.07</b> MWh
		Number of subsidiaries obtained "Zero-Carbon Factory" certification <b>4</b>	Total investment in environmental publicity and education RMB <b>1.6813</b> million	Number of participating person-times in environmental training <b>64,626</b>
Social Performance	Total number of employees <b>57,375</b>	Ratio of local people in senior executives <b>40.60</b> %	Percentage of female management employees <b>18.63</b> %	
	Employee training coverage rate <b>100</b> %	Average training hours per employee <b>62.38</b> hours	Total investment in production safety and occupational health RMB <b>109.025</b> million	
	Customer satisfaction <b>96.28</b> points	Actual on-site project service volume <b>26,539</b> MW	Total amount of external donation RMB <b>24.5698</b> million	

## ESG Recognitions & Honors

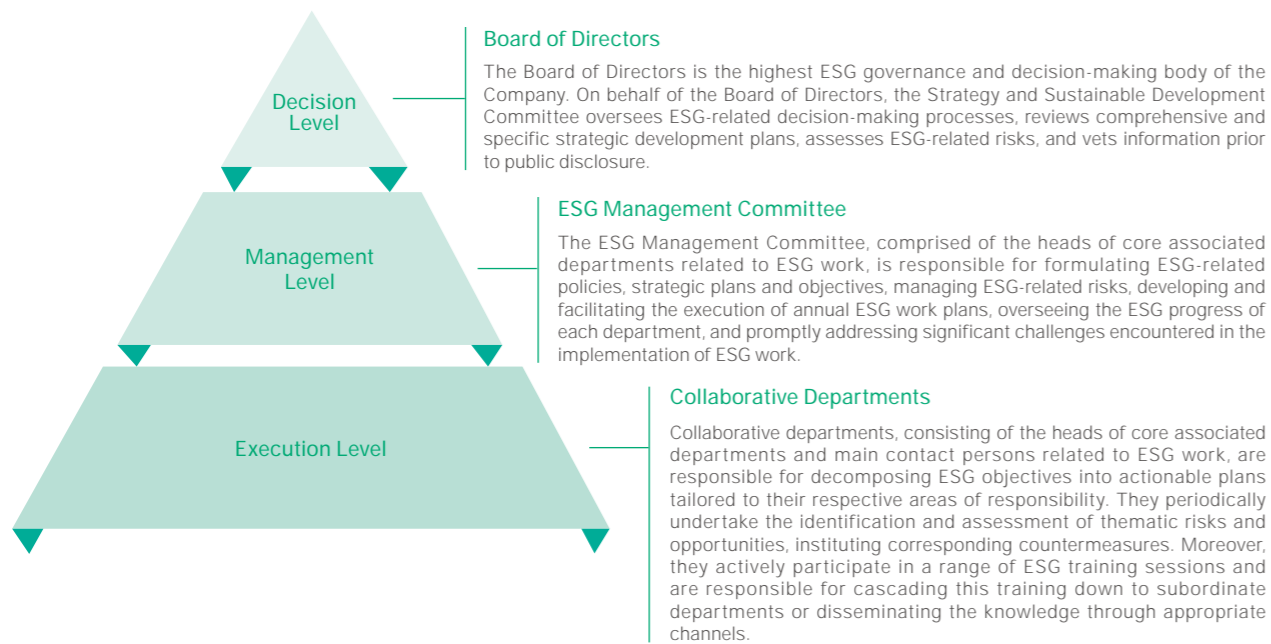
 <p>SCIENCE BASED TARGETS DRIVING AMBITIOUS CORPORATE CLIMATE ACTION</p> <p><b>Net-zero, near-term, and long-term targets have been approved by SBTi as the global first PV group enterprise</b></p>	 <p>CDP Climate Change Questionnaire</p> <p><b>B</b></p>	 <p>EcoVadis Sustainability Rating</p> <p><b>Silver Medal</b></p>	 <p>MSCI ESG Rating</p> <p><b>BBB</b></p>
Wind ESG Rating <b>A</b>	Certified as " <b>Pioneer Partner</b> of ISSB IFRS Sustainability Disclosure Standards"	Honored as an <b>ESG Innovator</b> 2023 by Forbes China	Winner of the "2023 <b>Global Sustainable Company Award</b> for Net-Zero Emissions"
Selected as one of the <b>Best ESG Practices Case of China</b> Association for Public Companies	Honored as one of " <b>Bloomberg Green 2023 ESG 50</b> - Enterprises"	Awarded the honor of "Green Point of Yicai - <b>Green Better Case</b> of the Year"	Selected in the "Zero-Carbon Future - <b>ESG Innovation and Practice List</b> " by Wall Street CN
Selected in the list of 2023 <b>Forbes China Globalization Innovators Selection</b> Top 30 Brands	Winner of the Solar Power World 2023 <b>Leadership in Solar Energy Award</b> in the solar panel category	Winner of " <b>ESG Transparency Award</b> " award by EUPD Research	Selected as one of the " <b>GlocalIN Top 50 Technology Faces</b> of Chinese Global Enterprises"
Selected into Fortune's " <b>Most Influential IoT Innovation List</b> "	Selected into the list of "2023 <b>Forbes China Most Innovative Companies</b> "	Recognized as a 2023 <b>Overall Highest Achiever</b> in RETC's 2023 PV Module Index Report	Recognized as a " <b>Top Brand PV Seal 2023</b> " by EUPD Research
"Climate Change Risk Management System" wins 9th <b>International Best Practice Award</b> from the Centre for Organizational Excellence Research at New Zealand's Massey University and GBN, a leading international non-profit benchmarking alliance			Recognized as the "2023 <b>Best Corporate Legal Compliance Department</b> " by CLECSS

# ESG Management

## ESG Management System

Jinko Solar is dedicated to embedding the principle of sustainable development into all aspects of corporate operations and believes that a top-down ESG management is the pivotal to achieving sustainable development. During the reporting period, the Company continued to iterate the ESG management structure of "decision-management-execution" and upgraded the Strategy Committee under the Board of Directors to the Strategy and Sustainable Development Committee, which is the overall gatekeeper of ESG management and reports regularly to the Board of Directors to provide opinions.

### >>> ESG Management Structure



The Company persisted in enhancing the construction of ESG-related management systems. During the reporting period, the Company formulated ESG-related management systems such as the *ESG Policy*, the *ESG Management System*, and the *Working Rules of the Strategy and Sustainable Development Committee* to further standardize the level of internal ESG management. Among them, the *Working Rules of the Strategy and Sustainable Development Committee* clearly defines the composition, responsibilities, and procedural rules of the Committee, and requires the Committee to convene at least one meeting per year to communicate and reach resolution of ESG-related topics and risks, ensuring that the Committee can conduct the work in a regulated and efficient manner.



## ESG Culture Construction

Jinko Solar is actively enhancing comprehensive ESG management capabilities, fostering a deeply rooted ESG management concept, and vigorously cultivating ESG expertise. These efforts have contributed to a favorable ESG brand reputation within the industry.




<p><b>Board of Directors' Engagement in ESG Management</b></p>	<p>The Board of Directors is highly concerned about and actively participates in the management of ESG-related topics, and reviews ESG-related topics at least once a year to ensure that the ESG work is in compliance, the ESG management system is implemented and the ESG risks are controlled in an all-round manner. During the reporting period, the Board of Directors considered and adopted the <i>2022 ESG Report</i> and the <i>Working Rules of the Strategy and Sustainable Development Committee</i>.</p>
<p><b>Enable Executive Management and Full-time and Part-time Staff</b></p>	<p>Experts are invited periodically to conduct ESG specialized training for executive management, full-time staff, heads of core associated departments and liaison officers related to ESG work. During the reporting period, we conducted 6 ESG specialized training sessions, covering the latest ESG development trends, ESG management enhancement, climate change response, ESG evaluation standards, etc.</p>
<p><b>Mobilize All Employees to Participate</b></p>	<p>Periodically, we engage experts to deliver ESG specialized training to all employees. During the reporting period, we conducted 5 public lectures on climate-related topics, covering topics such as GHG accounting and reporting, standards and declarations for low-carbon factories, green supply chain management, ESG disclosure and rating methodologies, and the latest ESG regulations, with a total of more than 700 participants. The Company uploaded the training on climate to the Jinko Talent Online, which is accessible to all employees, encouraging them to learn and understand the relevant knowledge.</p>



## Stakeholder Communication

Jinko Solar attaches great importance to the opinions of stakeholders. We have defined 7 core stakeholders through the correlation analysis of group size, communication frequency and material topics, and maintained regular communication with them through channels and methods such as websites, media platforms, meetings, reports and activities. In addition, the Company also actively cooperates with stakeholders to jointly promote the implementation of ESG-related topics in an in-depth and effective manner.

### >>> Focus Topics and Communication Channels for Key Stakeholders

Key Stakeholders	Focus Topics	Communication Channels
 <b>Employees</b>	<ul style="list-style-type: none"> <li>Occupational health and safety</li> <li>Protection of employees' rights and interests</li> <li>Talent attraction and retention</li> <li>Diversity and equality</li> <li>Human capital development</li> </ul>	<ul style="list-style-type: none"> <li>Employee physical examination</li> <li>Employee activities</li> <li>Employees' congress</li> <li>Labor Union activities</li> <li>Employee symposium</li> <li>Employee intranet</li> <li>Employee training</li> <li>Employee feedback platform</li> <li>Employee engagement surveys</li> </ul>
 <b>Governmental and Regulatory Authorities</b>	<ul style="list-style-type: none"> <li>Corporate governance</li> <li>Business ethics</li> <li>Protection of investors' rights and interests</li> <li>Intellectual property protection</li> <li>Tax security</li> <li>Environmental management system</li> <li>Climate change mitigation and adaptation</li> <li>Energy management</li> <li>Water resources conservation</li> <li>Chemical and pollutant control</li> <li>Ecological harmony</li> </ul>	<ul style="list-style-type: none"> <li>Institutional review</li> <li>Policy implementation</li> <li>Information disclosure</li> <li>Tackling climate change</li> <li>Irregular environmental monitoring</li> </ul>
 <b>Shareholders and Investors</b>	<ul style="list-style-type: none"> <li>Corporate governance</li> <li>Business ethics</li> <li>Risk management and audit</li> <li>Protection of investors' rights and interests</li> <li>R&amp;D of clean technologies</li> <li>Intellectual property protection</li> <li>Tax security</li> <li>Economic performance</li> <li>ESG management</li> </ul>	<ul style="list-style-type: none"> <li>The general meeting of shareholders</li> <li>Financial report</li> <li>ESG report</li> <li>Performance report</li> <li>Roadshow</li> <li>Survey</li> <li>Teleconference</li> </ul>

Key Stakeholders	Focus Topics	Communication Channels
 <b>Customers and Consumers</b>	<ul style="list-style-type: none"> <li>R&amp;D of clean technologies</li> <li>Customer service management</li> <li>Product quality management</li> <li>Product lifecycle management</li> <li>Information security and privacy protection</li> <li>ESG management</li> </ul>	<ul style="list-style-type: none"> <li>Product exhibitions</li> <li>Communication and exchange of visits</li> <li>New product launches</li> <li>Customer research</li> <li>Technical seminars</li> <li>Customer satisfaction surveys</li> </ul>
 <b>Suppliers and Business Partners</b>	<ul style="list-style-type: none"> <li>Sustainable value chain</li> <li>Climate change mitigation and adaptation</li> <li>Occupational health and safety</li> <li>Business ethics</li> <li>Information security and privacy protection</li> <li>ESG management</li> </ul>	<ul style="list-style-type: none"> <li>Supplier management platform</li> <li>Supplier training</li> <li>Supplier audit</li> <li>Strategic cooperation negotiation</li> <li>Telephone communication</li> <li>Irregular visits</li> <li>Academic seminars</li> <li>Industry exhibitions and training</li> </ul>
 <b>Media</b>	<ul style="list-style-type: none"> <li>Economic performance</li> <li>Ecological harmony</li> <li>Community contribution and engagement</li> <li>Sustainable value chain</li> <li>ESG management</li> </ul>	<ul style="list-style-type: none"> <li>Official website</li> <li>Newsletters</li> <li>Social media communication</li> <li>Industry exhibitions</li> <li>Industry seminars</li> </ul>
 <b>Community and the Public</b>	<ul style="list-style-type: none"> <li>Community contribution and engagement</li> <li>Environmental management system</li> <li>Climate change mitigation and adaptation</li> <li>Energy management</li> <li>Water resources conservation</li> <li>Chemical and pollutant control</li> <li>Ecological harmony</li> </ul>	<ul style="list-style-type: none"> <li>Activities participation</li> <li>Questionnaire surveys</li> <li>Environmental impact assessments for new projects</li> <li>Jinko Qingmiao Foundation</li> <li>Community volunteer activities</li> <li>Public welfare projects</li> </ul>



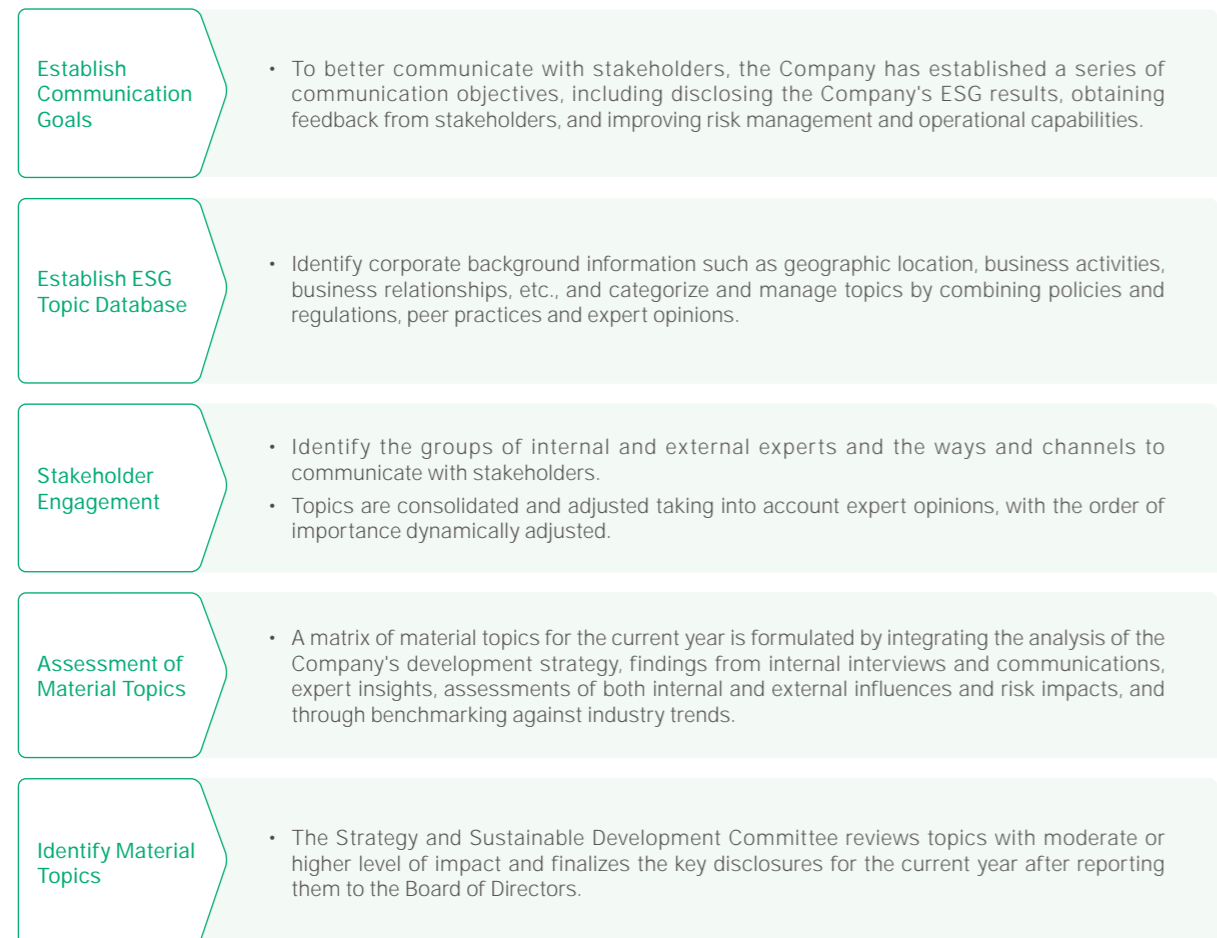
## Management of Material Topics

Jinko Solar attaches high importance to the identification and management of material topics, which are used as a fundamental reference for ESG management. The Company conducts analysis of material topics once a year and stakeholder surveys once every two years, and topic-specific communications and surveys for multiple stakeholders are conducted to confirm the importance of material topics.

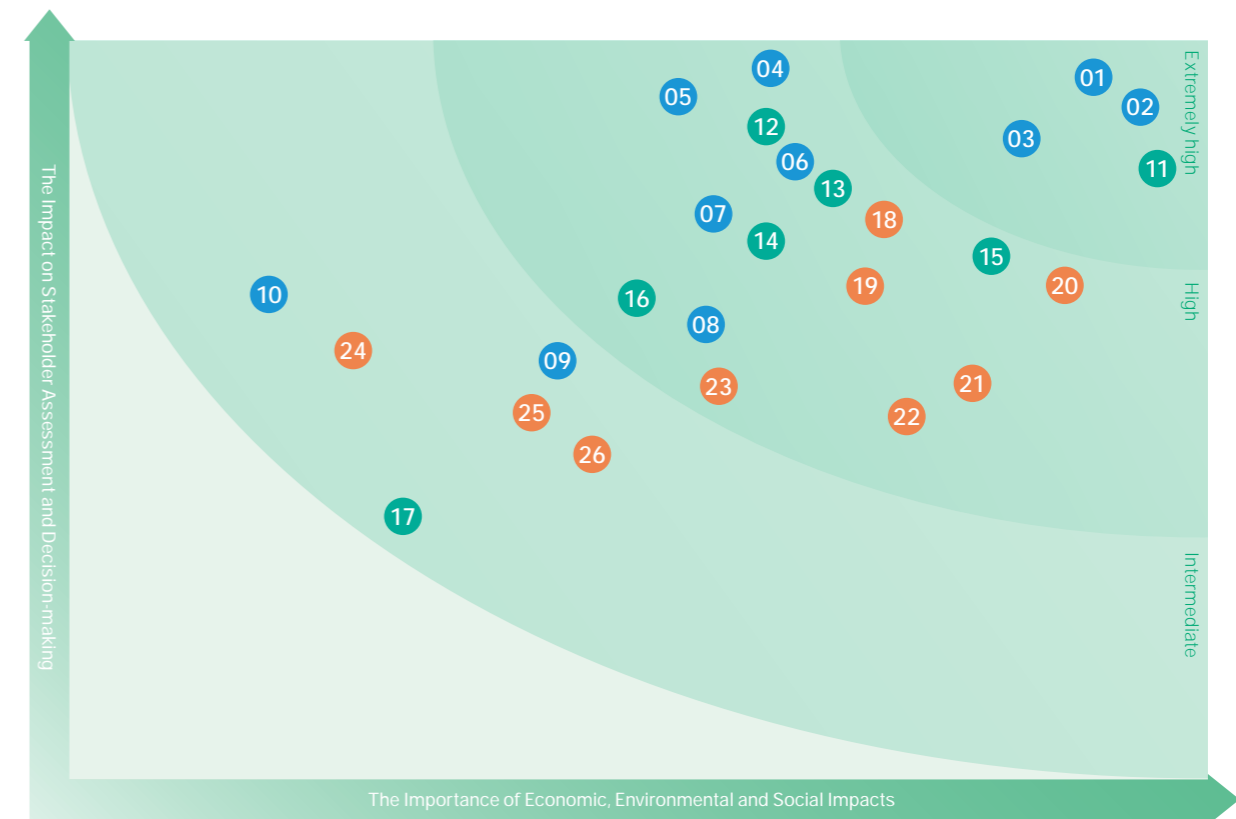
The Company integrates the materiality analysis of material topics with risk management process, compares the results of the preliminary assessment of materiality of topics with the distribution of current risk factors in the risk factor database annually, and further adjusts the materiality weights with reference to the comparison data. The Company also incorporates new risk items within the ESG dimension identified in the comparison stage into the risk factor database for centralized monitoring, and researches and formulates preventive and mitigating measures.

During the reporting period, based on the results of stakeholder questionnaire surveys and the assessment of the topic materiality during the previous year, we adjusted and revised ten topics from the perspective of "the importance of economic, environmental and social impacts" and "the impact on stakeholder assessment and decision-making" by taking into account the policies and regulations related to our business, the latest policies of the Stock Exchange, topic risk analysis, leading ESG practices from industry peers, and expert consultations.

### >>> Identification Methods for Material Topics in 2023



### >>> 2023 Matrix of Material Topics



Society	Environment	Corporate Governance
01 Product quality management	11 Climate change mitigation and adaptation	18 ESG management
02 R&D of clean technology	12 Water resources conservation	19 Economic performance
03 Sustainable value chain	13 Chemical and pollutant control	20 Business ethics
04 Protection of employees' rights and interests	14 Energy management	21 Risk management and audit
05 Human capital development	15 Product lifecycle management	22 Corporate governance
06 Occupational health and safety	16 Environmental management system	23 Protection of investors' rights and interests
07 Talent attraction and Retention	17 Ecological harmony	24 Information security and privacy protection
08 Diversity and equality		25 Tax security
09 Customer service management		26 Intellectual property protection
10 Community contribution and engagement		

## Response to UN Sustainable Development Goals

We integrate the UN Sustainable Development Goals (SDGs) with our business value chain. The Company has comprehensively reviewed the relevance of SDGs to corporate responsibility practices, and based on the industry characteristics and business attributes, finalized 15 SDGs as the key focus items for FY2023.

### »» SDGs Management Process



### »» Concrete Actions to Contribute to SDGs


SDGs	Concrete Actions
	<ul style="list-style-type: none"> <li>Fully utilize the industrial advantages by integrating PV products with agricultural cultivation, eco-friendly farming, and distinctive tourism, thereby promoting economic growth and environmental sustainability in less developed or resource-scarce countries and regions.</li> </ul>
	<ul style="list-style-type: none"> <li>Promote occupational health and production safety at all production bases to protect the health and well-being of employees.</li> </ul>
	<ul style="list-style-type: none"> <li>Establish Jinko Qingmiao Foundation, which focuses on cultivating future talents, and set up special funds in cooperation with several academic institutions to provide timely assistance to more students.</li> </ul>
	<ul style="list-style-type: none"> <li>Create a diverse and inclusive cultural atmosphere, respect employees' individuality and career development aspirations, so that every employee can access more development possibilities and be treated fairly in the workplace.</li> </ul>
	<ul style="list-style-type: none"> <li>Establish a water resources management mechanism encompassing the entire production and operation scope, and achieve the annual targets of reducing total water withdrawal and water withdrawal intensity by implementing technological transformation projects in key water conservation areas, and continuously improve the efficiency of water usage.</li> </ul>

SDGs	Concrete Actions
	<ul style="list-style-type: none"> <li>While developing PV modules, we also actively lay out energy storage systems, BIPV and other fields, providing GHG emission reduction solutions for various industries.</li> <li>Supply high-efficiency PV modules and energy storage systems to less developed or resource-scarce countries and regions, thereby delivering clean and affordable electricity to local communities.</li> </ul>
	<ul style="list-style-type: none"> <li>Actively drive technology and product innovation, continually offering customers with efficient and competitive products.</li> <li>Ensure that every employee can be treated equally and fairly in terms of employment, remuneration, training, promotion opportunities, etc.</li> </ul>
	<ul style="list-style-type: none"> <li>Focus on integrated R&amp;D and manufacturing of PV products and the provision of comprehensive clean energy solutions, and carry out R&amp;D and innovation.</li> <li>Establish technological R&amp;D cooperation with universities, industry enterprises and other partners to jointly promote the innovation of PV technology.</li> </ul>
	<ul style="list-style-type: none"> <li>Adhering to the concept of diversified and inclusive development of talents, we are committed to providing an equal platform for the growth and development of all groups with protected characteristics, such as gender, age, ethnicity and faith.</li> </ul>
	<ul style="list-style-type: none"> <li>While developing the main business of PV products, we continue to expand the diversified and large-scale application scenarios of PV technology to help community construction and development.</li> </ul>
	<ul style="list-style-type: none"> <li>Adopt ways such as optimizing the energy structure, exploring energy-saving potential, and strengthening intelligent management and control to promote clean production and manufacturing.</li> <li>We actively participate in the exploration and research of module recycling technology, and commit to continuously improving the recycling rate of modules with innovative recycling technologies and processes.</li> <li>Construct a supply chain ESG management system based on the "CARE" framework, and promote the further standardization and systematization of supplier ESG management.</li> </ul>
	<ul style="list-style-type: none"> <li>Incorporate climate change response methods into our business strategies, identify climate risks and key response strategies, and enhance our ability to respond to climate risks.</li> <li>Actively join climate-related commitments and initiatives, and continuously participate in activities related to GHG emissions and climate change response to enhance climate influence.</li> <li>We have listed GHG inventory as an important task, and regularly promote a group-wide GHG inventory every year.</li> </ul>
	<ul style="list-style-type: none"> <li>Strictly abide by the national ecological red line, and clearly propose the protection of biodiversity in project development, construction and operation activities.</li> <li>Actively explore new modes of photovoltaic and ecological restoration and protection, and realize the complementary integration of ecological governance and industrial development.</li> </ul>
	<ul style="list-style-type: none"> <li>There is zero tolerance for all forms of corruption, bribery, embezzlement and misappropriation of public funds and other job-related crimes or violations.</li> <li>Enhance employees' sense of responsibility and moral awareness, and actively cultivate honest and integrity-based business relationships with suppliers and business partners.</li> </ul>
	<ul style="list-style-type: none"> <li>Promote the wide application of photovoltaic power generation in the world in the forms of project cooperation, technical exchanges, etc.</li> </ul>

# 01

## Compliance, Integrity and Transparency

- Improved Corporate Governance
- Integrity and Compliance Management
- Information Security Management
- Intellectual Property Management



# Improved Corporate Governance

## Corporate Governance Structure

Jinko Solar continuously establishes and enhances the systems related to the General Meeting of Shareholders, Board of Directors, Board of Supervisors and Executive Management, and builds a corporate governance structure with clearly defined rights and responsibilities, each performing its own duties, effective balance, and coordinated operation to ensure that all shareholders enjoy equal status and can fully exercise their rights.

### Governance Structure

Jinko Solar strictly abides by the laws and regulations related to corporate governance. The Company has established a set of governance framework based on the *Articles of Association*, the *Rules of Procedure for General Meeting of Shareholders*, the *Rules of Procedure for Board of Directors*, the *Rules of Procedure for Board of Supervisors*, etc., with specific norms such as the *Information Disclosure Management System*, the *Investor Relations Management System*, the *External Guarantee Management System*, the *Work System for Independent Directors*, the detailed working rules of the Special Committees for the Board of Directors, the *Management Measures for Related Party Transactions*, the *Management System for Foreign Exchange Hedging Business*, and the *Management System for Futures Hedging Trading*, clarifying the responsibilities and authorities in decision-making, execution and supervision, and other aspects and forming a scientific and effective division of responsibilities and balance mechanism.

The Company has continuously upgraded the governance structure of the General Meeting of Shareholders, Board of Directors, Board of Supervisors and Executive Management in keeping with the times. During the reporting period, the Company upgraded the Strategy Committee under the Board of Directors to the Strategy and Sustainable Development Committee and issued the *Working Rules of the Strategy and Sustainable Development Committee* to further meet the needs of the Company's strategic development.

#### Composition of the Board of Directors

Number of members of Board of Directors: **7**  
 Of which:  
 Number of independent directors: **3**  
 Number of non-independent directors: **4**  
 Number of female directors: **1**



#### Composition of Board of Supervisors

Number of members of Board of Supervisors: **3**  
 Of which:  
 Number of shareholder representatives: **2**  
 Number of employee representatives: **1**  
 Number of female supervisors: **2**

### Governance Mechanism

The Company has continued to enhance the level of standardized operation and scientific governance, focusing on the election of the Board of Directors and the operation of the Board of Directors meeting, and other dimensions, continuously optimized various operation and governance mechanisms to ensure sound operation and healthy and sustainable development.

#### Election of Board of Directors

According to the *Articles of Association*, directors are elected and appointed, and the Board of Directors is renewed once every three years. Directors are elected or replaced by the General Meeting of Shareholders for a term of 3 years, renewable upon expiry of the term. Independent directors may not be re-elected for more than 6 years. During the reporting period, the Company successfully completed the renewal of the first Board of Directors, with 5 members re-elected and 2 members newly appointed.

#### Diversity of Board of Directors

We take into account factors such as industry experience, background, and gender of members of the Boards of Directors to ensure the diversity of composition. The current Board of Directors members have expertise in a variety of fields, including finance and business management, and there are three non-independent directors, one independent director with a professional background in the PV industry, and one female non-independent director, thereby helping the Board of Directors perceive problems from multiple perspectives when making decisions.

#### Remuneration Management of Executive Management

We have established the Remuneration and Evaluation Committee as a specialized body responsible for formulating, managing and evaluating the remuneration and performance evaluation of directors and executive management. We have formulated the *Working Rules of the Remuneration and Evaluation Committee* to specify the remuneration packages of directors and executive management in the light of the Company's operating conditions, the remuneration levels of the industry and regions in which the Company operates and specific job responsibilities and the granting of appropriate allowances to independent directors. At the same time, the performance-based component of executive management remuneration is linked to the Company's operating results and market performance.

#### Board of Directors Meeting Operation

Requirements are made for Board of Directors members to attend Board of Directors meetings. Those who fail to attend two consecutive meetings in person and fail to delegate their attendance to other directors will be deemed unable to fulfill their responsibilities, and the Board of Directors will recommend to the General Meeting of Shareholders that the replacement be made. During the reporting period, all the directors attended all meetings as required.

### >>> Convening of the General Meeting of Shareholders, Board of Directors Meetings, Board of Supervisors Meetings in 2023

- Held the General Meeting of Shareholders **4** times
- Considered, reviewed, examined or listened to **33** items of proposals and reports

- Held the Board of Directors meetings **10** times, with an average attendance rate of **100%**
- Considered, reviewed, examined or listened to **73** items of proposals and reports

- Held the Board of Supervisors meetings **7** times, with an average attendance rate of **100%**
- Considered, reviewed, examined, or listened to **47** items of proposals and reports

- Convened the meetings of the Special Committees for the Board of Directors **13** times

### Executive Management Enablement

The Company has actively carried out enablement training for directors, supervisors and executive management to enhance the level of governance through practical actions. During the reporting period, the Company organized all current directors, supervisors and executive management to participate in 8 specialized training sessions conducted by the CSRC, SSE and authoritative third-party institutions, covering the contents as follows: the Annual Report Information Disclosure and Preparation Operation, the Prevention and Control of Illegal Reduction of Possessions by Shareholders, Directors, Supervisors and Executive Management, the Implementation of Independent Directors System Reform, the Compliance Governance and Prevention of Insider Trading of Listed Companies, and the Governance Standards of Listed Companies and High Compliance of Directors, Supervisors and Executive Management, further consolidating the standardized operation system and strengthening the compliance awareness and abilities of directors, supervisors and executive management to perform their duties.



Compliance Training for Directors, Supervisors and Executive Management

### Protection of Investors' Rights and Interests

Jinko Solar attaches great value to protecting the rights and interests of all shareholders. During the reporting period, the Company formulated the *Management System for the Shares Held by Directors, Supervisors and Executive Management and Changes Thereof*, the *Dividend Return Plan for Shareholders in the Next Three Years (2023-2025)* and other regulatory documents to upgrade the protection of shareholders' rights and interests.

### Standardization of Related Party Transactions

The Company clearly stipulates the reporting of related party transactions, recusal system, decision-making authority and the information disclosure requirements in the *Articles of Association* and the *Management Measures for Related Party Transactions*, to ensure the financial independence of the listed company. When the General Meeting of Shareholders deliberates on related party transactions, related shareholders should avoid voting. The voting status of unrelated shareholders should be fully disclosed in the resolution announcement of the General Meeting of Shareholders. For related party transactions involving disclosure, they shall be considered at a special meeting of independent directors before being submitted to the Board of Directors for consideration. During the reporting period, the Company timely disclosed the related party transactions under consideration to the public, independent directors expressed independent opinions that were previously recognized and agreed upon, and the recommendation agency issued verification opinions that were agreed upon to ensure that related party transactions were of necessity, the pricing of related party transactions was reasonable and fair, and there were no situations that would harm the interests of the Company and the non-associated shareholders.

### Information Disclosure Management

The Company strictly complies with the laws and regulations related to information disclosure of listed companies and the normative requirements of the *Information Disclosure Management System* and other internal governance systems. The Company adheres to the premise of compliance with laws and regulations, takes into account investor relations management and the Company's needs at all levels, and ensures that the content of the information disclosed is authenticated, accurate, complete and easy to understand by means of a mechanism with a clear division of labor and comprehensive auditing, and guarantees that all shareholders can get equal access to information.

The Company publishes announcements and disclosure information through the official website of the SSE, along with the regulatory-approved media outlets, such as the *China Securities Journal*, the *Securities Times*, the *Securities Daily* and the *Shanghai Securities News*. At the same time, the Company fully considers the importance of investor preferences and the dynamics within the capital market, and takes the initiative to carry out voluntary disclosure such as performance forecasts and explanation of operating conditions as an effective supplement to the mandatory information disclosure.

During the reporting period, there were no incidents of the Company being criticized or punished by regulatory authorities for information disclosure violations. In the first evaluation since the establishment of the SSE STAR Market five years ago, the Company got an **A** grade for information disclosure.

### Investor Relations Management

Jinko Solar attaches great importance to listening to investors' demands and suggestions. In accordance with relevant laws and regulations and the *Articles of Association*, the Company has formulated the *Investor Relations Management System*. This system delineates the framework and provisions of investor relations management, and continuously refines the professionalism of investor relations management, thereby effectively protecting the legitimate rights and interests of investors.

Jinko Solar values communication and exchange with investors and potential investors. The Company has established a comprehensive and effective communication mode and framework, set up diversified and smooth communication channels and a professional investment relations team to meet the communication needs of the capital market. Through channels such as the General Meeting of Shareholders, performance presentations, strategy meetings of brokerages, surveys, roadshows, emails, one-on-one communication, etc., the Company is able to answer questions and address issues in a timely and effective manner. In terms of online channel construction, the Company has set up an investor relations column on the official website and regularly updates the latest information on the official account and video account to facilitate investors' quick access. The Company has also actively taken the lead in organizing industry forums and product launch events and seminars to show investors the comprehensive influence in an all-round way.

During the reporting period, the Company published a total of **220** exchange announcements, held **7** performance briefings, and answered investor questions **79** times through the SSE e-interaction platform, with a **100%** response rate. Meanwhile, we received **more than 200** online and offline surveys from investment institutions and investors. The management and the IR team participated in **nearly 100** large-scale brokerage strategy meetings, investor exchange conferences and teleconferences, and communicated with **hundreds of** investment institutions and **thousands of** investors.



Investors Visit the Company's Production Base

### Equal Treatment of Small and Medium-sized Shareholders

The Company values the protection and management of the rights and interests of small and medium-sized shareholders. In the *Investor Relations Management System*, the Company regulates the behaviors of shareholders, the members of the Board of Directors and Executive Management in investor relations management activities to avoid unfair treatment of small and medium-sized shareholders or unfair disclosure.

The Company also fully considers the convenience of small and medium-sized investors, creating the necessary conditions for their communication with directors, supervisors and executive management, and ensures that small and medium-sized shareholders fully participate in the Company's communication. The Company regularly replies to questions from small and medium-sized investors in a timely manner through the SSE e-interactive platform, investor hotline and email, and sets up a call-back mechanism for unanswered calls to ensure smooth and timely interactions to meet the daily communication needs of small and medium-sized investors.

In addition, the Company continues to improve the shareholder voting mechanisms such as cumulative voting, separate vote counting for small and medium-sized investors, and internet voting, to fully protect the rights of investors, especially small and medium-sized investors, to participate in the Company's major decisions. The Company also actively carries out promotional and educational activities on topics such as financial risk prevention for small and medium-sized investors, and conveys the precautions for preventing financial risks to them in a timely manner.

# Integrity and Compliance Management

## Business Ethics Management

Jinko Solar strictly implements comprehensive and strict corporate governance, implements responsibility management with integrity target, continuously improves the list of key tasks in business ethics management, establishes and improves the supervision and discipline accountability system, and carries out multi-level integrity publicity and education to ensure that the concepts of fighting against corruption and promoting integrity, and nipping corruption in the bud are well received.

## Integrity Management System

The Company strictly complies with the *Criminal Law of the People's Republic of China*, the *Anti-Unfair Competition Law of the People's Republic of China*, the *Anti-Money Laundering Law of the People's Republic of China*, the *Anti-Monopoly Law of the People's Republic of China* and other business ethics-related laws and regulations. We have established internal management regulations such as the *Anti-corruption and Anti-bribery Management Code*, the *Business Conduct and Ethics Code*, the *Integrity Reporting and Reward and Punishment Management System*, and the *Regulations on the Management of Gift Reception* to explicitly eliminate the occurrence of corruption, bribery, money laundering, unfair competition, fraud and conflict of interest and other business ethics violations. If violations of business ethics are found, the employees involved will be held accountable according to the *Regulations on the Management of Employee Discipline and Violations* and the external suppliers involved will be blacklisted and banned.



### Internal Management

- The Company strictly implements violation supervision. We have established a Discipline and Violations Supervision Committee to carry out comprehensive supervision and implementation on behalf of the Board of Directors, with the Chairman serves as the chairperson and CXO-level executive management as the core members, to consolidate the top-level management of business ethics. The Discipline and Violations Supervision Committee shall report to the Board of Directors at least once a year on the results of supervision and discipline enforcement.
- There is zero tolerance for all forms of corruption, bribery, embezzlement and misappropriation of public funds and other job-related crimes or violations. In the course of comprehensive and special audits, we pay close attention to business ethics risks such as corruption, bribery, and anti-unfair competition, as well as whether the policies related to business ethics have been implemented, covering all operating locations on a 2-3 year cycle. During the reporting period, the Company invited an authoritative international third-party accounting firm to conduct external audits on key topics such as business ethics, covering the code of conduct about business ethics, the construction of anti-corruption systems and institutions, the anti-corruption risk control process, etc., and successfully passed the audits.



### External Supervision

- We make integrity performance one of the key considerations for supplier access. The *Supply Chain Partner Code of Conduct (COC)* issued by the Company contains requirements for suppliers' anti-bribery and anti-corruption, respect and protection of partners' intellectual property rights and data information, supply chain transparency and responsible sourcing, and other aspects of business ethics.
- All direct suppliers are required to formulate anti-corruption policies and conduct internal audits on a regular basis, and suppliers are required to cooperate with such external audits related to business ethics in the COC. In addition, due diligence on business ethics, corporate credit, and information security will be conducted prior to cooperate with core suppliers to ensure that suppliers do not engage in major business ethics violations. Once problems are identified in the audits, suppliers will be asked to fill in improvement action plans and continue to track them until the requirements are met. During the reporting period, the Company refined the integrity clauses of supplier contracts to prevent any form of corruption in business activities on all fronts.

## Integrity Culture Construction

The Company adheres to the concept of honesty, trustworthiness and compliant operation, constructs a comprehensive and profound compliance training system, and promotes the construction of integrity culture in a focused and targeted manner. During the reporting period, the Company organized 11 offline integrity training sessions, published 14 integrity newsletters and offered online integrity courses for all staff to learn.

### Overview of 2023 Compliance Specialized Training (Examples)

Trainees	Training Content and Details
Directors, Supervisors and Executive Management	Organize all current directors, supervisors and executive management to attend specialized training sessions on topics such as "the Compliance Governance and Prevention of Insider Trading of Listed Companies" and "the Governance Standards of Listed Companies and High Compliance of Directors, Supervisors and Executive Management", and so on.
Management and the Head of Each Department	Invite external lawyers to conduct specialized training sessions on compliance governance and prevention of insider trading of listed companies, anti-foreign corruption in major market countries, and anti-unfair competition.
Employees in Core Positions	We organized 10 internal offline integrity training sessions. Key compliance departments also regularly conducted daily business studies covering anti-monopoly and anti-unfair competition, compliance management, etc.
All Employees	Through channels such as the Clean Jinko Solar on FabJinko and the Jinko Talent Online, we conducted daily integrity advocacy and case interpretation, and arranged relevant tests.
Core Suppliers	We conducted integrity specialized training sessions for core suppliers, focusing on the exchange of bribery crimes and the relevant regulations on the gift acceptance regulations of Jinko Solar.

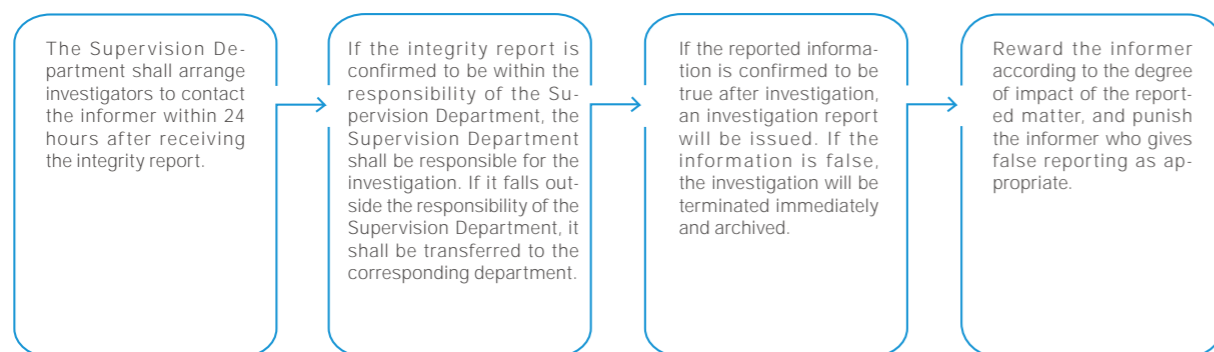


Marketing System Integrity Specialized Training






### Integrity Reporting Mechanism

The Company attaches importance to the protection of informers. We issued the *Integrity Reporting and Reward and Punishment Management System*, which outlined the process for reporting acceptance and handling process, emphasized the protection and reward for informers, and imposed penalties for false reporting. The Company strictly maintains the confidentiality of the informer's identity and the report content throughout the entire process, and prohibits any form of retaliation. Once the informer is verified to have been retaliated, the personnel involved will be dealt with strictly, and disciplinary measures will be taken as appropriate. During the reporting period, there were no violations of any form of corruption, bribery, conflict of interest, fraud, money laundering, unfair competition, and other business ethics-related illegal activities in the Company's interactions with external stakeholders.

#### >>> Reporting Handling Process



#### >>> Integrity Reporting Channel

-  **Reporting Hotline:** 021-51808616, internal line 6616
-  **Reporting Email:** jubao@jinkosolar.com
-  **Online:** Enterprise FabJinko and click on "Clean Jinko Solar", and OA System Supervision Portal
-  **Letter:** Supervision Department, Jinko's HQ Workplace, No.1, Lane 1466, Shenchang Road, Minhang District, Shanghai (specify "reporting")
-  **Other Ways:** Contact the staff from the Supervision Department or report to the staff of the Supervision Department in person



### Risk Management

Jinko Solar gives great importance to enterprise risk prevention, and builds a risk management mechanism to support the implementation of strategies and integrity construction. The Company emphasizes effective prevention and resolution of various types of risks, and resolutely adheres to the bottom line of "No Major Risks". During the reporting period, there were no significant risks identified by the Company for which a response strategy had not yet been implemented.

#### Risk Management System

The Board of Directors of the Company serves as the highest decision-making body for comprehensive risk management, which is responsible for comprehensively controlling various risks and making decisions on relevant countermeasures. Among the members of the Board of Directors, there are four non-independent directors and one independent director with professional risk management experience. In addition, the Company has set up a Process Management Department under the supervision of the Deputy General Manager of process management. This Deputy General Manager reports to the Special Assistant to the President in a reporting line independent of business departments through timely monitoring and analysis of the Company's internal and external risks, including strategic, market, operational, financial and legal risks, and assists the Special Assistant to the President in reporting various risks to the CEO and the Board of Directors.

During the reporting period, the Company formulated risk management related system documents such as the *Risk Management System*, the *Management Measures for the Implementation of Internal Control Evaluation*, and the *Detailed Rules for the Management of Internal Control Assessment* to clarify the risk management policy, the identification and assessment system, the monitoring and control system, the business risk management system and the risk reporting and communication system. According to the Documents, the Company stipulates that the business units with conditions permitted should link the risk management situation with the performance of senior executives and key business managers. The achievement of specific risk management indicators is incorporated into the performance evaluation system of relevant teams and personnel, to ensure that the risk management effort is put into practice and plays an effective role.

#### Risk Management Methods

The Company actively builds a risk factor database, classifies and manages each identified risk, and adjusts risk factors through periodic reports, independent internal audits, internal control evaluation and other methods. The Company's risk assessment and adjustment project is carried out at least once a year, with all comprehensive and special audits and internal control evaluations paying high attention to the operational risks of the Company, covering all operational locations on a 2-3 year cycle.

During the reporting period, the Company invited an authoritative international third-party accounting firm to conduct special audits on internal control risks and put forward a total of 27 optimization recommendations. The Company also further sorted out the overall internal control risk points through the preparation of the internal control manual. Identified internal control risks were organized and summarized into a risk list, prioritizing urgent matters based on their impact. The Company's internal control risks are mainly improved through taking measures such as strategic planning adjustment, process standardization, and clarification of rights and responsibilities, while special audits are provided to ensure that the improvement is effective.

The Company also actively conducts financial risk sensitivity analysis and stress testing to make a proactive and prior assessment of the impact of external factors and operating activities on financial and capital conditions, especially on risk control indicators such as solvency. These measures enhance the understanding of the Company's financial health among both management and investors, thereby facilitating the development of targeted financial strategies internally.

#### Risk Culture Construction

The Company pays attention to the construction of risk management training mechanism. At the level of directors, supervisors and executive management, the Company actively organizes all current directors, supervisors and executive management to participate in compliance and risk management specialized training sessions conducted by the CSRC, SSE and authoritative third-party institutions annually. At the level of employees in core positions, the Company carries out various specialized training sessions on risk management from time to time to improve their understanding on the importance of risk management. At the level of all employees, the Company publicizes the key points of risk management in an all-round way through internal publicity and meetings, and promotes the participation of all employees in risk management. Through comprehensive risk management capacity building, we comprehensively improved the Company's risk management level and risk management quality of employees. During the reporting period, the Company conducted 7 risk management training sessions and released 21 risk management related newsletters.

Number of risk management training sessions organized

7

Number of risk management related newsletters released

21

## Audit Management

To establish a comprehensive audit management structure, Jinko Solar has set up the Audit Committee under the Board of Directors. The Audit Committee consists of three directors with more than half being independent directors. The Audit Committee is responsible for supervising the construction of the internal audit system and overseeing the implementation of specific tasks on behalf of the Board of Directors. The Audit Committee regularly reports to the Board of Directors on the progress, quality of the internal audit work, as well as major issues identified. We have also established a full-time Audit Department, which is responsible for the promotion, inspection and supervision of the audit plan, as well as the monitoring and auditing of various internal and external risks of the Company. The Director of the Office of the Chairman is the head of the Audit Department and reporting to the Chairman. The Director of the Office of the Chairman also reports to the Audit Committee at least once every six months, providing information on the implementation of the audit plan and any key issues identified. During the reporting period, the Company issued the *Internal Audit Management System* to further standardize the audit management structure, work procedures and application of results.

### >>> Overview of Internal Audit Activities

Audit Scope	Types of Audits	Audit Frequency
Covering all aspects of the Company's business activities, including but not limited to sales and revenue collection, procurement and payment, inventory management, fixed asset management, monetary fund management, guarantees and financing, investment management, R&D management, personnel management, information system management, and information disclosure management.	Including but not limited to routine general management audits, special audits, outgoing and economic responsibility audits, and investigations of emergencies.	Covering all operating locations on a 2-3 year cycle; areas that cannot be covered in the current year are subject to internal control self-assessment through the Process Management Department.

In order to accurately identify risks, the Audit Department collaborates with multiple departments to promptly perceive changes in risks and reflect on the direction and manner of auditing, aiming to achieve accurate control and avoidance of risk points. The Company divides the risks found in the audit into 3 types: high, medium and low. The Company takes risk-handling measures such as accountability and improvement according to the degree of impact, and at the same time reports, communicates and promotes the improvement of corresponding omissions promptly. During the reporting period, the Company carried out more than 10 audit projects and focused on tracking the improvement of the issues found in the audit in the middle and at the end of the year. The overall completion rate of issue rectification reached 94.8% for the entire year. Among them, the individual issues that have not been rectified are mainly some complex issues with temporary resource constraints or involving a long process chain. The Audit Department will ensure the closed-loop implementation of such issues through continuous follow-up, collaboration with internal control functional departments, and other means.

## Tax Security

Adhering to the basic principle of tax management of "legal compliance and timely declaration", Jinko Solar actively advances tax compliance management, organizes tax self-inspection at least once a year, and insists on paying taxes in accordance with the law. During the reporting period, the Company formulated the *Tax Management System* to further clarify the responsibilities of tax work, the management mechanism of tax planning activities, and the rules of transfer pricing, to help continuously identify and adjust the potential tax risks, and reasonably respond to the audits by the tax authorities.

The Company also pays attention to the enhancement of the financial and taxation skills of internal tax staff, organizes at least one training session on the latest tax laws, regulations and tax-related business knowledge for tax staff every quarter. After the training, participants are tested on their mastery of the knowledge to ensure effective learning.



## Information Security Management

### Information Security Assurance

Jinko Solar attaches great importance to information security, and continuously advances the construction of information security management systems. The Company organizes diversified information security-related training, and is committed to effectively safeguarding corporate information security with an all-round management approach. During the reporting period, the Company did not experience any major information security incidents or related litigations.

### Information Security System Construction

Jinko Solar strictly complies with the *Cybersecurity Law of the People's Republic of China*, the *Data Security Law of the People's Republic of China*, the *Personal Information Protection Law of the People's Republic of China*, and the *Administrative Measures for the Graded Protection of Information Security* and other information security-related laws, regulations, and relevant provisions. Based on the ISO/IEC 27001, the Company has established an information security management system, and formulated a special information security management system applicable to all employees. During the reporting period, the Company issued a total of five special information security management systems to further prevent various potential information security risks.

For assets closely related to information security management, such as computer rooms and electronic equipment, the Company has formulated special systems such as the *IT Computer Room Construction Standards and Acceptance Criteria* and the *Measures for Security Management of Terminals and Mobile Storage Media* to standardize the information security management of all types of assets, ensuring that information and data security risks can be prevented and controlled.

The Company has set up an Information Security Committee with the CEO as the head of the highest decision-making level. The Committee implements a four-layer management approach for information security, characterized by "top decision-making, management support, implementation, supervision and participation". Jinko Solar promotes the implementation of information security management measures in accordance with the principle of "whoever is in charge needs to be responsible", ensuring the participation and supervision of all staff.

### Information Security Audit

Jinko Solar mobilizes internal and external forces to ensure double safeguard of information security.

At the level of internal management, the Company conducts internal audits of information security for all business scopes every year through online spot checks and on-site inspections, with an audit frequency of 6-8 times a year.		At the level of external supervision, the Company invites an authoritative third-party auditing organization to audit IT-related systems and infrastructures every year, and invites professional evaluation institutions to carry out special audits for National Cybersecurity Level Protection (Level Three) every year.
---	--	---

During the reporting period, the Company continued to promote the reinforcement of information system security. The production system of Shangrao Base in Jiangxi province successfully passed the annual assessment for National Cybersecurity Level Protection (Level Three). The Company also invited an international authoritative third-party accounting firm to implement an information security consulting project with reference to the ISO 27001 Information Technology - Security Techniques - Information Security Management Systems - Requirements to further sort out the status quo and risks of information security management. Combined with the consulting conclusions and recommendations, the Company carried out a special enhancement of information security management.

In addition, the Company values supplier information security review, conducting information security-related due diligence on suppliers once every six months. Based on the results of due diligence, the Company adjusts the information security management mechanism for suppliers and reduces information security risks in business dealings with suppliers through auxiliary information encryption, on-site counseling, and other methods.



### Information Security Technology and Management Innovation

While strengthening the basic management of information security, the Company continues to enhance information security technology and management innovation capability to ensure that all information security risk management measures keep pace with the times and continue to be upgraded.

#### System Security Risk Prevention

All systems are required to conduct penetration testing and vulnerability scanning before going online, including simulated hacking tests, to verify the absence of medium-to-high-level security risks. The Company scans servers for vulnerabilities on a monthly basis and completes vulnerability fixes within a time limit. For systems that have undergone significant changes, the Company conducts an average of 1-2 penetration tests per year based on their importance. During the reporting period, the Company conducted one penetration test and fixed 100% of the vulnerabilities identified during the test in a timely manner.

#### Innovative Use of Security Technologies

We have used security technologies such as Zero Trust Remote Work to separate the workspace from the private space, reducing the risk of untrusted terminals remotely accessing the Company's internal systems.

#### Rectification of Technical Projects and Business Management

We have continued to advance the rectification of technical projects and business management, continuously optimizing the information security management system. During the reporting period, the Company carried out the rectification of technical projects and business management, including technical architecture update, code reconstruction and process optimization, effectively upgraded the information security management system from both system and process dimensions.

#### Information Security Emergency Management Mechanism

An emergency leadership team has been set up to carry out emergency management and response in accordance with the principles of "prevention first, full participation and hierarchical responsibility". When a major information security incident occurs, the Company will investigate and identify the cause of the incident as soon as possible, and promptly start and implement the emergency response plan to ensure the normal operation of the business. The Company will document the entire handling process and summarize the incident.




Internal Training on Enterprise Data Compliance Awareness

### Cultivation of Information Security Culture

The Company regards the information security culture as an important cornerstone for sound development. Through the establishment of information security communication, publicity and education, reward and penalty systems covering all employees, we foster an information security culture atmosphere featured by "everyone values and actively participates in it", and continuously improve the overall competitiveness of our management.



We have established a structured feedback procedure for information security. Through regular IT service satisfaction surveys, we collect IT service improvement suggestions from all employees, including information security management and other issues. We organize and absorb the relevant opinions to promote the continuous upgrading of information technology construction.



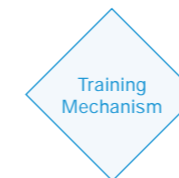
We have provided multiple online and offline, anonymous and non-public information security risk feedback channels to encourage employees to actively identify and report risks. Upon receiving feedback and confirming its veracity, relevant departments will immediately take response and disposal strategies.



We encourage employees to actively contribute to information security management, and provide rewards and incentives. At the same time, information security-related performance will be included in the employee evaluation, and employees who violate the confidentiality system, intentionally or unintentionally cause leakage or bring the risk of leakage will be severely punished depending on the degree of impact.



We conduct network security emergency response drills for important systems once a year. With system abnormalities caused by network security attacks as the core scenario, the Company simulates the whole process of network security emergency handling, and comprehensively improves the comprehensive emergency handling ability of network security employees in full-time and part-time positions.



Relying on the method of integrating "online live broadcast & offline intensive training", we carry out specialized training on information security and confidentiality to ensure that the training covers all employees. The Company conducts 1-2 specialized training sessions on this topic every quarter, mainly focusing on information security, data security, confidentiality requirements and other contents. During the reporting period, 20 training sessions on the topics of information security and confidentiality were conducted.

## Privacy Security Protection

Jinko Solar regards privacy protection of stakeholders as an important part of business ethics. We have established a privacy management system covering multiple data types, and comprehensively advanced compliance management of the entire lifecycle of private data. During the reporting period, there were no incidents of leaking or violating the privacy of internal and external stakeholders at the Company.



### Privacy Security System Construction

The Company has set up the Information Security and Confidentiality Management Department within the CEO Office as the centralized department for the entire lifecycle compliance management of privacy data, and has formulated the *Confidentiality Management System*, the *Information System Account Authority Management System* and other systems to clarify methods for information classification, hierarchical management and data access authority settings. The Company clearly defines the punishment mechanism for violating the confidentiality system in the *Regulations on the Management of Employee Discipline and Violations*. Depending on the severity of the circumstances, the Company will take such measures, such as deducting performance scores, issuing a notice of demerit, and terminating the labor contract.

The Company has also integrated the key stakeholders' information security and privacy protection management policy and system construction into the overall risk management planning, included as significant areas of focus in both internal and external information security audits. The Company conducts special reviews during internal and external information security audits every year to ensure effective control of information security and privacy.

### Privacy and Security Management Methods

The Company treats the information of key stakeholders such as customers, employees and suppliers as core confidential information. We prioritize the information security and privacy protection of stakeholders, and strictly adheres to the principles of "openness, legality and legitimacy" in the collection of information and ensures that 100% authorization or consent is obtained prior to the formal collection of information by means of obtaining authorization in cooperation agreements, signing separate privacy agreements or other written explanations.

#### >>> Overview of Privacy Information Management

- **Types of Information Obtained:** including but not limited to stakeholder names, attributes, contact information, basic introduction, special precautions, etc.
- **Channels of Information Collection:** including but not limited to official website and WeChat, official social media advertisements, on-line meetings, forums and seminars, questionnaires, and providing from third parties.
- **Purposes of Information Collection:** including but not limited to the establishment of stakeholder files and daily contact.

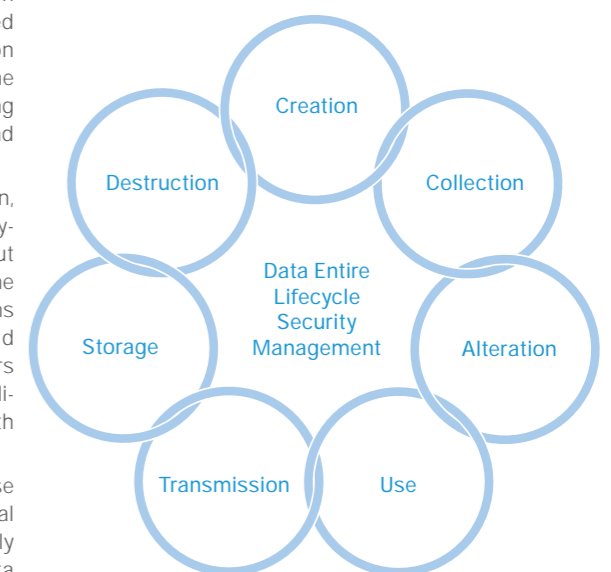
The Company fully respects stakeholders' right to know, correct and delete information, and carefully assesses the necessity of obtaining information. The Company does not receive or collect information unrelated to business and management functions. Additionally, we adopt methods including encrypted storage, strict control of the extraction process, behavioral auditing, ensuring that the acquired information is managed comprehensively and compliantly, and that unnecessary information is promptly deleted.

### Privacy Security Protection Measures

The Company implements standardized operating procedures across all operations in accordance with various information security management requirements. We carry out classified and hierarchical management of data assets in combination with various data types and business scenarios to ensure the security throughout the entire lifecycle of data assets, including creation, collection, alteration, use, transmission, storage and destruction.

In order to heighten employees' awareness of privacy protection, the Company establishes strict authorization levels for employees in relevant positions. They are only permitted to carry out operations such as accessing, editing, and uploading, within the scope of authorization. When employees in relevant positions resign or are transferred, they are required to properly hand over privacy data. In addition, the Company requires suppliers involved in processing private data to sign special data compliance agreements to ensure high standards of compliance with data processing activities at the operational level.

As part of the Company's cybersecurity emergency response program, privacy data breaches are also included in the annual cybersecurity emergency response drill plans to continuously enhance the Company's agility in responding to privacy data breaches.



# Intellectual Property Management

## Intellectual Property Management System

Jinko Solar strictly abides by the *Intellectual Property Law of the People's Republic of China* and other laws and regulations, and formulates the *Intellectual Property Management System*, the *Patent Management Measures*, the *Trademark Management Measures* and other systems. Patent and intellectual property management-related processes and requirements are also embedded in some of the Company's core management systems. During the reporting period, the Company issued the *Management Measures for Intellectual Property Rights Incentives*, which not only standardize the management of intellectual property rights throughout the whole process, but also clarify the incentive mechanism for various patent applications, patent awards, special projects and patent licenses.

The Company has established a professional management team of intellectual property with a clear division of labor. They include a patent layout and risk control team, a trademark management team, a dispute resolution team and a comprehensive management team. The intellectual property management team is responsible for the overall management of the group's various intellectual property rights, playing a dominating role in the management of patents, trademarks, copyrights and domain names. In addition, the Company has joined professional associations such as the Intellectual Property Rights Committee of the China Photovoltaic Industry Association in the hope of exchanging and sharing experience in intellectual property management with more enterprises.



The Company strictly protects independent intellectual property rights from infringement. By adopting methods such as formulating the *Implementation Rules for the Management of Intellectual Property Rights of Suppliers*, supplementing and updating the intellectual property clauses in the procurement contracts, and signing the *Intellectual Property Guarantee Agreement* with suppliers, the Company has effectively managed and controlled the intellectual property risks of supply chain partners and respected and protected the intellectual property rights of supply chain partners.

As of the end of the reporting period, the Company has accumulated 3,875 patent applications and accumulated 3,544 patents granted. Among them, 1,357 patent applications were completed and 2,115 patents were granted during the reporting period, and there were no pending patent litigations. Two subsidiaries of the Company passed GB/T 29490 Enterprise Intellectual Property Management Certification during the reporting period.

Number of subsidiaries of Jinko Solar passing GB/T 29490 Enterprise Intellectual Property Management Certification

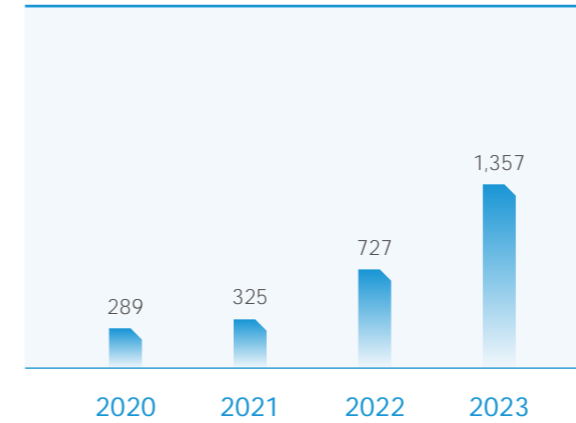
2

## >>> 2023 Intellectual Property Management Main Honors

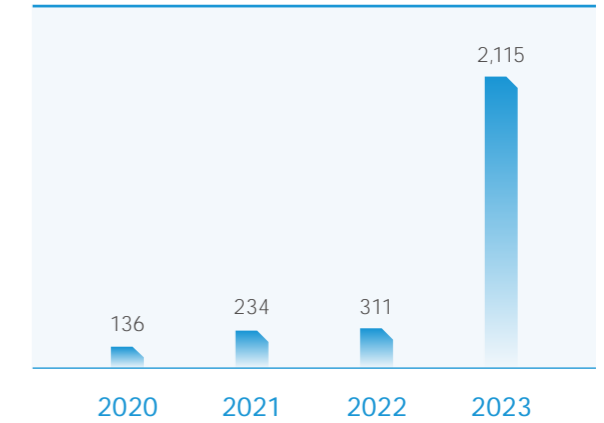


- Ranked first in China among companies in the PV industry in the Global Patent Value Ranking by IPR Daily
- Jinko Solar and Zhejiang Jinko won the Jiangxi Province Patent Transformation and Utilization Award and Zhejiang Province Patent Award
- Haining Jinko was awarded the title of Intellectual Property Demonstration Enterprise of Zhejiang Province

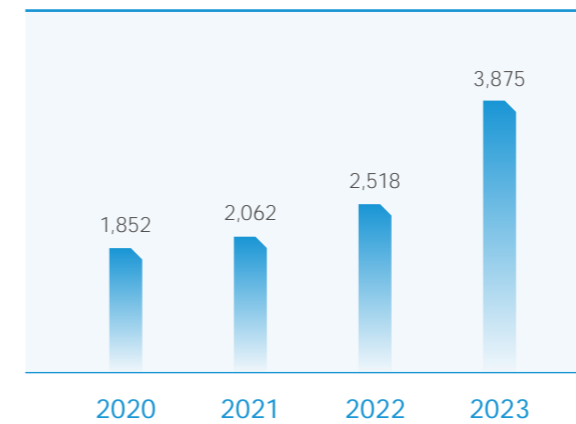
## >>> Number of Patent Applications



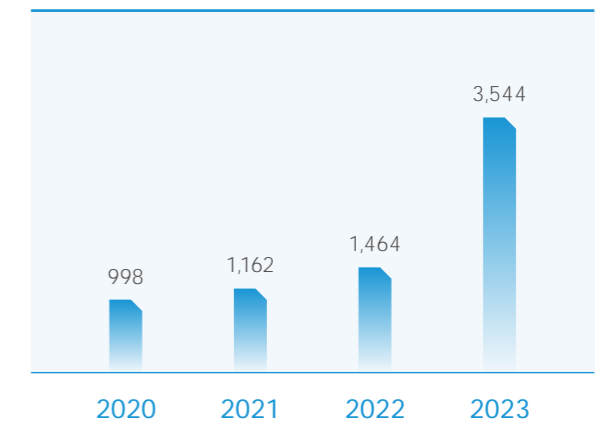
## >>> Number of Patents Granted



## >>> Number of Accumulated Patent Applications



## >>> Number of Accumulated Patents Granted



## Intellectual Property Culture Construction

The Company values patent and intellectual property knowledge publicity and education, and carries out specialized training from time to time for employees of patent and intellectual property-related departments such as technology research and development, supply chain and other key associated departments. During the reporting period, the Company organized 25 times of intellectual property specialized training, covering basic theories of patents and trademarks, overseas patent application practices, internal patent practices and operations, etc. This has greatly improved the practical abilities and risk prevention awareness of relevant employees.



Patent Knowledge Training for New Employees in R&D

# 02

## Green Operation for a Zero-Carbon Future

- Development of Green Industries
- Better Climate Governance
- Comprehensive Environmental Management
- Green Production and Operation



## Development of Green Industries

### Zero Carbon Solutions

Through innovative technologies and products, Jinko Solar provides the world with clean, safe, cost-effective and smart renewable energy, and helps to combat climate change with economically viable solutions. The Company's terminal products are PV modules, and the intermediate products in the production chain include silicon ingots, silicon rods, silicon wafers, and silicon cells. While developing the business of intermediate products and terminal products, Jinko Solar continuously expands the diversified application scenarios of photovoltaic technology and strives to create a clean energy ecosystem.

#### Modules for the Zero Carbon Transition

PV module is the core component of PV power generation system, converting light energy into electricity and delivering clean energy for enterprises. With the development of technology and changes in market demand, advanced technologies such as PERC, TOPCon, bifacial, half-cell, stack welding, multi-busbar, and large-size have been applied to the development of several new products, which are applicable to a wide range of scenarios. The Tiger Neo series modules are the high-efficiency modules launched by the Company in November 2021, featuring high power, high efficiency, high reliability and low attenuation. As of the end of the reporting period, the accumulated global shipments of modules of Jinko Solar have exceeded 210GW.



Delivering over 220,000 Tiger Neo Bifacial Modules to Verila Solar Power Plant in Bulgaria

#### Energy Storage Systems for Intelligent Electricity Use

The energy storage systems consist of photovoltaic equipment and energy storage equipment, in which the photovoltaic equipment absorbs solar energy and converts it into electricity, and the energy storage equipment stores the electricity generated by the photovoltaic equipment. When the photovoltaic system power is insufficient, the energy storage systems release the stored electricity, converting it into smooth and stable current for grid use. The Company has three categories of energy storage systems: Residential ESS, C&I ESS, and Utility ESS, with the advantages of high conversion efficiency, peak cutting and valley filling, flexible power backup, and low-noise operation. As of the end of the reporting period, the Company has delivered energy storage systems more than 100 projects.



Delivering 42MWh of Energy Storage Systems to the Xiaohelima PV & ESS Project in Yunnan

#### BIPV for Green Power Generation

Building Integrated Photovoltaic (BIPV) is a technology that integrates solar power generation (PV) products into buildings. The Company's BIPV products mainly include two categories, namely, Jincal rooftop BIPV products and Jincal PV curtain wall products, which are characterized by high efficiency, low attenuation, steppable, wind resistance, installation and maintenance friendly, frameless without dust accumulation. As of the end of the reporting period, the Company's Jincal BIPV series products have achieved revenue of more than RMB 200 million, and the 30-year total power generation capacity of the projects is expected to exceed 2.7 billion kWh.



Dongboshengye 2MW rooftop BIPV Project

### Low-carbon Development with Green First

Jinko Solar actively constructs a distinctive low-carbon transformation path, laying a solid foundation for a net-zero future across the overall value chain. The Company continues to improve the energy efficiency of operations, and integrates green and low-carbon characteristics into the entire lifecycle of products to realize the sustainable development of the entire lifecycle of the industry. In addition, the Company actively cooperates with supply chain partners to build a green supply chain and drives the low-carbon transformation of the entire industry chain.

#### Advance Low-carbon Operations

The Company strictly abides by the *Energy Conservation Law of the People's Republic of China*, the *Guideline for Energy Management in Industry Enterprise* and other laws, regulations and standards. We have developed the *Energy Management Manual*, accompanied by the *Energy Operation Control Procedure* and other procedural documents, to standardize the construction of the energy management system. As of the end of the reporting period, 64.29% of the Company's bases in operation have passed the ISO 50001 Energy Management System Certification.

The energy involved in the Company's production and operation process mainly includes electricity and natural gas. In order to efficiently promote energy conservation and emission reduction, the Company actively sets annual energy conservation targets. Through a series of energy conservation measures, such as optimizing the energy structure, exploring the potential of energy conservation, and strengthening intelligent management and control, we continuously improve the efficiency of energy use and the proportion of clean energy to ensure that the annual energy conservation targets are achieved on schedule. As of the beginning of 2024, four subsidiaries have been certified as "Zero-Carbon Factory".



#### Optimize the Energy Structure

We continue to increase the proportion of clean energy by promoting the laying of rooftop PV systems, building energy storage systems, purchasing clean electricity and carbon credits. As of the end of the reporting period, 238.29MW of photovoltaic power generation systems have been constructed on the rooftops of factory buildings. During the reporting period, the rooftop PV systems of the bases generated 199,859.07 MWh.



#### Explore the Potential of Energy Conservation

Revolving around key aspects of production, the Company carried out a series of energy-saving technological transformation projects, such as waste heat recovery, energy efficiency renovation of high-efficiency machine rooms, and boiler thermal field switching. During the reporting period, the Company carried out 136 technological transformation projects, saving 135,639.58 MWh of electricity, equivalent to avoiding about 77,355.25 tons of GHG emissions.



#### Strengthen Intelligent Management and Control


Relying on digital systems, we monitor and analyze real-time power usage data of workshops and equipment, and compare energy consumption and unit consumption data between bases on a weekly basis to analyze the causes of fluctuations. Meanwhile, we thoroughly explore the potential for energy saving in facilities and equipment, proposing practical and feasible energy-saving solutions.



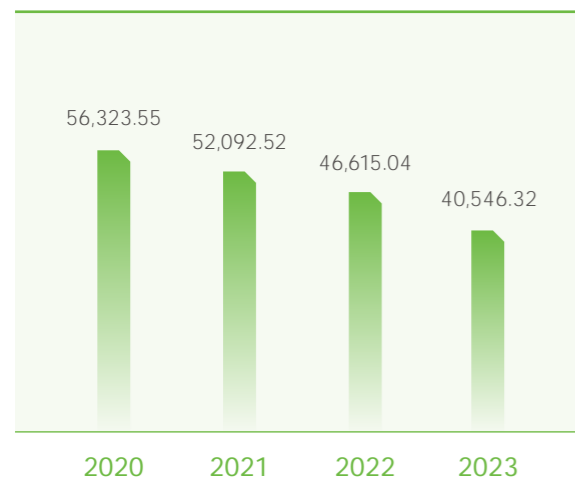
Jinko Solar Establishes Internal "Zero-Carbon Factory" Industrial Chain

Jinko Solar continues to promote the pace of energy conservation and emission reduction. We have established the first internal "Zero-Carbon Factory" industrial chain, and obtained the certifications issued by TÜV Rheinland. We have established the "Zero-Carbon Factory" path as follows: crystal pulling in Sichuan Base (I-type Four-stars) - slicing in Leshan Base (I-type Four-stars) - cell in Chuxiong Base (I-type Four-stars) - module in Shangrao Base (I-type Five-stars). The "Zero-Carbon Factory" Certifications are not only a strong proof of the enterprises' self-initiative to improve the requirements of energy saving and emission reduction in support of the promotion and implementation of the carbon peak and carbon neutrality policy, but also the recognition of the society and the state for PV enterprises' efforts in emission reduction, which provides a basis for the low-carbon choices of the downstream manufacturers and the terminal customers.

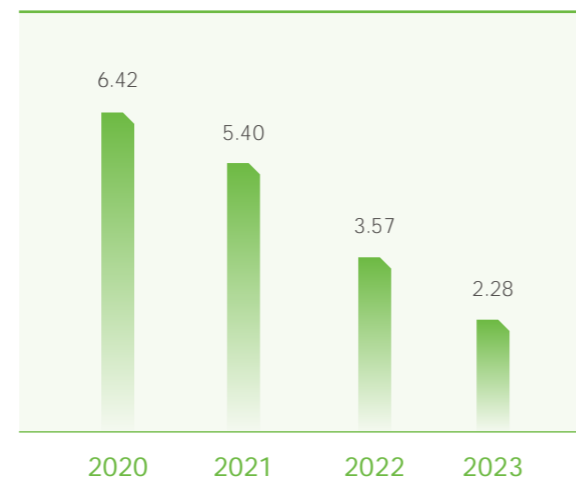
As of the beginning of 2024, four subsidiaries have been certified as "Zero-Carbon Factory", with 3,046 tons of carbon credits and 93,124 green certificates purchased.



Electricity Consumption per Unit of Production (unit: MWh/GW)



Natural Gas Consumption per Unit of Production (unit: 10,000 m<sup>3</sup>/GW)



Innovate Low-carbon Products

The Company integrates sustainable development considerations into the entire lifecycle of products, and continues to explore effective ways to reduce the environmental impact of the entire lifecycle of products, to ensure that products have ecological advantages.

Low-carbon Management Measures for the Entire Lifecycle of Products (Examples)

R&D	<ul style="list-style-type: none"> <li>Carry out an integrated thinning and weight reduction program to control the amount of silicon wafers, pastes, EVA &amp; POE and other materials within a reasonable range.</li> <li>Actively develop new low-carbon footprint substitute materials, continuously improve the power wattage of products, and reduce GHG emissions per unit of product power.</li> </ul>
Procurement	<ul style="list-style-type: none"> <li>Incorporate the use of recycled materials into procurement considerations, and explore the introduction of low-carbon footprint materials such as granular silicon.</li> <li>Purchase paints and cleaning agents with a low content of VOCs as much as possible, and pilot the recycling of packaging boxes and packaging plastics with paste suppliers and other suppliers.</li> </ul>
Production	<ul style="list-style-type: none"> <li>Continuously improve the efficiency of energy use and the proportion of clean energy through optimizing the energy structure, exploring the potential of energy conservation and strengthening intelligent management and control, thereby reducing GHG emissions.</li> <li>Develop the <i>Specification for the Use of Recycled Packaging Materials</i> to standardize the management for the process of reusing packaging materials such as packaging boxes, pearl cotton boxes, pearl cotton caps and cartons used in the production process.</li> </ul>
Transportation	<ul style="list-style-type: none"> <li>Continuously promote the applications of the transfer of road transportation to water transportation and sea-rail intermodal transportation, optimize transportation routes and modes, and reduce empty mileage.</li> <li>Choose low-carbon transportation suppliers as much as possible to jointly build a green transportation chain. The Company cooperated with CMA CGM Group to implement marine LNG-powered vessel solutions, reducing GHG emissions by about 1,089 tons during the reporting period.</li> </ul>
Use	<ul style="list-style-type: none"> <li>Actively launch more efficient PV modules, ESS and BIPV products to enable more countries and regions around the world to realize energy transformation.</li> </ul>
Recycle	<ul style="list-style-type: none"> <li>Continuously explore product end-of-life recycling and reusing methods, and improve the recycling rate of our modules. The material recycling rate of some of our modules can reach 99%.</li> <li>As a major member of the PV Module Recycling Working Group of the China Photovoltaic Industry Association (CPIA) and the PV Committee of China Green Supply Chain Alliance (CGSCA), we actively participate in and promote the establishment of recycling standards and the release of related policies.</li> <li>We actively cooperate with PV CYCLE, IEA and other international environmental protection organizations to carry out end-of-life environmental impact assessments of PV products and promote the recycling and reuse of end-of-life modules.</li> </ul>

By taking entire lifecycle eco-friendly measures, the Company has created a number of environmentally friendly products. As of the end of the reporting period, **15** products have carried out product Life Cycle Assessment (LCA); **9** products have passed the Italian Environmental Product Declaration Certification, of which **4** products have passed the certification during the reporting period; **10** products have passed the French Product Carbon Footprint Certification, and the GHG emission value of the latest certified products shows that the carbon footprint of the Company's products have been decreasing year by year, and the low-carbon competitive advantage is obvious. During the reporting period, the ISO 14067 Product Carbon Footprint Certification of the 182 module series products was still within the validity period; **2** mainstream PV module products and **4** Color Steel Tile BIPV products have passed the Green Building Materials Product Certification.

### Cooperate with Partners to Reduce GHG Emissions

The Company has established a sound green supply chain management system, integrated GHG management into the processes of new supplier access, daily management of qualified suppliers, supplier risk assessment, etc., and strengthened the GHG management of suppliers. This helps in realizing our own carbon neutral targets while promoting the supply chain towards a more sustainable direction. As of the end of the reporting period, the Company has carried out product Life Cycle Assessment for 6 key categories of suppliers, and completed GHG emission reduction path planning for 3 key categories of suppliers. During the reporting period, the Company was awarded the 2023 Provincial-Level Green Supply Chain Management Enterprise in Jiangxi Province.



The Suppliers Purchase PV Products from Jinko Solar to Help GHG Emission Reduction

#### Self-assessment of Energy Conservation and Emission Reduction

Organize core suppliers of key categories to carry out self-assessment of energy conservation and emission reduction, sort out the status of energy conservation and emission reduction of suppliers, and explore the entry points for emission reduction. During the reporting period, a total of 12 core suppliers of key categories were surveyed on the achievements of energy conservation and emission reduction.

#### Energy Conservation and Emission Reduction Training

We upgraded the "Supply Chain GHG Emission Management Enablement Program". While carrying out online training, collecting supplier GHG emissions data, we visited core suppliers on the spot, gained an in-depth understanding of emission reduction intentions, green electricity ratio, raw material structure and other information, and carried out on-site emission reduction counseling. During the reporting period, we visited 3 core categories of pilot emission reduction suppliers and provided specialized online GHG emission reduction training sessions for 73 suppliers.

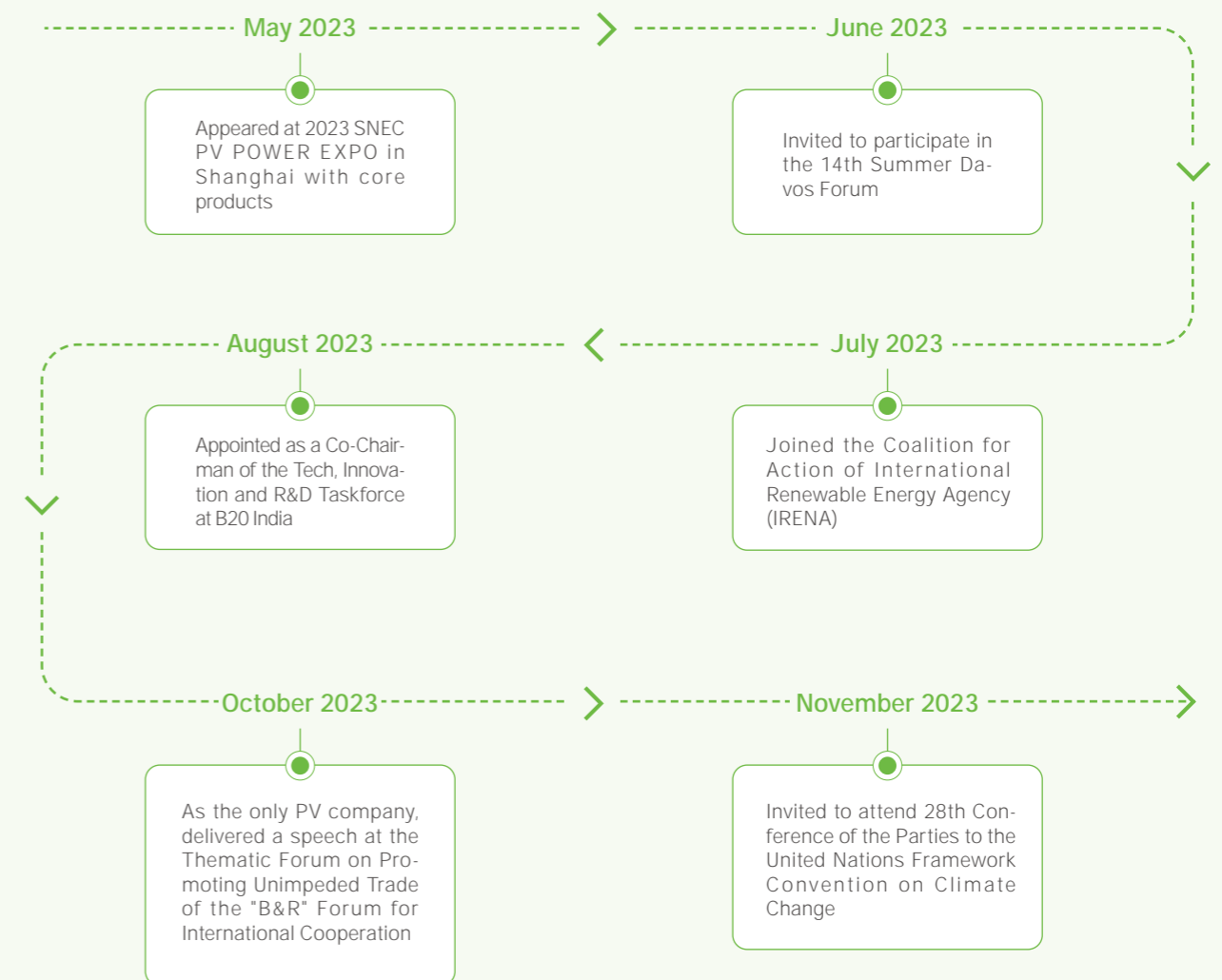
#### The GHG Emission Reduction Program Contribution

Actively enable suppliers to carry out emission reduction actions and help them realize low-carbon transformation. As of the end of the reporting period, we have cooperated with some of core suppliers to carry out rooftop PV systems construction projects, relying on our product advantages to provide support for suppliers to reduce GHG emissions.

### Share Low Carbon Experiences

Jinko Solar continues to advance the iteration of technologies and products, deliver clean energy products and services to the world, and promote the widespread use of PV power generation globally through project cooperation and technology exchange. We also actively utilize our advantages to participate in major international exchange activities such as alliances, forums and summits enhancing communication and collaboration with industry associations, and contributing to the widespread application of renewable energy and the exploration of sustainable global energy development.

#### >>> 2023 External Events by the Jinko Solar (Examples)



# Better Climate Governance

## Governance System

Jinko Solar has established a climate governance structure with the Board of Directors as the core of leadership to realize top-down climate change governance and respond to the concerns of stakeholders on climate topics.

### >>> Climate Governance Structure



The Company includes climate change response-related indicators (such as the ratio of renewable energy use) in the annual evaluation system of executive management, energy and equipment positions, and the ESG management team. These indicators are linked to the performance of the corresponding teams and individuals to ensure efficient achievement of management objectives. Bonuses and honorary incentives will be provided as appropriate upon reaching the targets.

## Strategic Planning

Referring to the climate database of the Sixth Assessment Report (AR6) produced by PICC and the Network of Central Banks and Supervisors for Greening the Financial System (NGFS) climate scenario analysis model, and utilizing the NGFS Net Zero 2050 scenario and the NGFS Current Policies scenario, Jinko Solar has conducted physical and transition risks analysis based on the overall value chain and assessed the financial impact of relevant climate risks on the Company. The risks and opportunities assessment results are derived from internal research, climate scenario analysis, industry research and external advice.

### >>> Impact Analysis of Climate Risks and Opportunities

Risks/Opportunities	Potential Impact	Degree of Impact	
		Period of Impact	Level of Importance
<b>Climate Risks</b>			
Floods	They may cause damage to plant buildings and equipment, leading to asset impairment. They may impact on water resources, employee health, and consequently affect productivity and revenue.	Long term	Medium
High Temperatures and Heat Waves	They may result in a hot working environment and increased refrigerant usage, leading to higher operating costs. Employee health may be affected due to environmental discomfort, and consequently affect productivity and revenue.	Long term	Low
Carbon Price	In order to limit the total amount of GHG emissions, the world has implemented measures such as carbon trading, levying carbon fees and carbon border taxes. The cost of GHG emissions may increase year by year, leading to higher operating costs.	Medium and long term	Medium
Environmental Regulations and Litigation	Regulations restrict activities that exacerbate the adverse effects of climate change, and companies that failure to comply may result in economic loss.	Short term	Low
Scientific and Technological Requirements	It is necessary to accurately assess the development dynamics of key technologies in the industry, as well as the direction of R&D for new technologies and products, to avoid the risk of technological lag and strengthen competitive advantages.	Medium and long term	High
Increase in Raw Material Costs	Climate change risks faced by suppliers may be passed on to Jinko Solar through the supply chain, thereby increasing raw material purchase costs.	Medium and long term	High
Corporate Reputation	With the requirements from regulators, investors, customers, and other stakeholders for corporate climate performance increasingly enhanced, climate disclosure and response may affect corporate reputation, which in turn affects financing and market capitalization.	Medium and long term	Medium
<b>Climate Opportunities</b>			
Changes in Customer Preferences	Customers are increasingly interested in sustainable, climate-friendly products. By providing products and services in line with customer preferences, we can further strengthen our competitiveness and thus drive revenue growth.	Short, medium and long term	High
Develop and/or Increase Low-carbon Products and Services	Responding to customers' demands for low-carbon products, conducting environmental impact assessments of the entire lifecycle of products, and controlling the entire lifecycle of GHG emissions of core products can help ensure that products have a low-carbon advantage.	Short, medium and long term	High
Access to Emerging Markets	The demand for new energy sources will increase in the emerging markets where fossil energy is transitioning to low-emission energy, due to the increase in consumption levels, population growth, and economic expansion, which bring new market opportunities for Jinko Solar.	Short, medium and long term	High



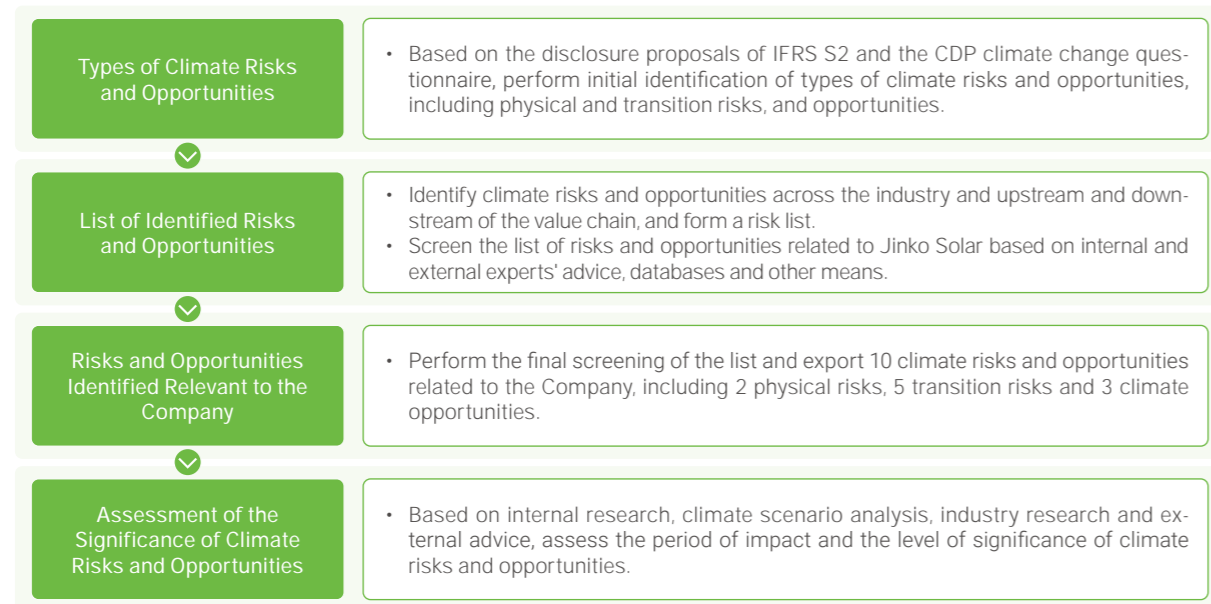
## Risk Management

Jinko Solar establishes a comprehensive climate risk management process, identifies and manages major climate risks and opportunities, formulates targeted mitigation measures based on the results of risk identification, and promotes the integration of climate risk management into the risk management process of multiple departments across the Company, to proactively respond to the challenges of climate change.

### Risk Identification and Assessment

The Company emphasizes analyzing the impact of climate change on the economy, society and environment, and identifies, analyzes and evaluates climate risks and opportunities through internal research, climate scenario analysis, industry research, external advice, and other methods.

#### >>> Climate Risks and Opportunities Identification and Assessment Process



### Risk Management Process

The Company has established a climate risk and opportunity management process, conducted materiality analysis and financial impact assessment of climate risks and opportunities, and formulated key response strategies. The ESG Management Committee regularly reports to the Strategy and Sustainable Development Committee on the management of climate risks and opportunities, and the Strategy and Sustainable Development Committee regularly reports to the Board of Directors on the results of the management. The Company promotes the in-depth integration of ESG management and business strategies.

#### >>> Climate Risks and Opportunities Management Process



## Risk Response Measures

The Company has formulated risk response measures and methods for grasping opportunities to enhance climate resilience based on the results of the assessment of climate risks and opportunities. The ESG Management Committee has promoted synergy among various departments, gained an in-depth understanding of the impacts of climate risks and opportunities, formulated tailored response strategies, and continued to carry out climate change response actions. From our own operations to the value chain, and to the delivery of high-quality products to more countries and regions around the world, we continue to enhance our climate impact.

#### >>> List of Response Measures for Climate Risks and Opportunities

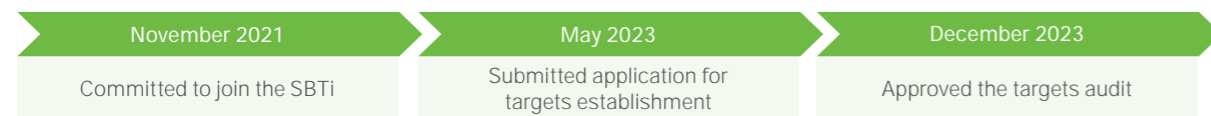
Climate Risks and Opportunities	Response Measures
<b>Climate Risks</b>	
Floods	<ul style="list-style-type: none"> <li>Consider flood risk prevention during factory construction, such as seepage-proof, rain-proof and corrosion-proof treatment for warehouses.</li> <li>Develop the <i>Emergency Plan for Sudden Environmental Incidents</i>, set up an emergency response team, and conduct regular emergency response drills to deliver early warnings and dispose of risks in time.</li> <li>Incorporate water-proofing elements into product design considerations.</li> </ul>
High Temperatures and Heat Waves	<ul style="list-style-type: none"> <li>The high-temperature working sites are equipped with heat-prevention and cooling equipment and facilities, and high-temperature allowances and heat-prevention and cooling items are provided to relevant staff.</li> <li>In face of the possible fire hazards caused by high temperatures, the Company has formulated fire emergency plans and conducted regular training and drills to ensure that emergency response capability is adequate.</li> <li>Incorporate fire-proofing elements into product design considerations to ensure that all components of the products meet the requirements of relevant fire-proof testing standards.</li> </ul>
Carbon Price	<ul style="list-style-type: none"> <li>Have professional legal teams in all regions of our global operations to continuously monitor the latest developments in carbon-related laws and regulations.</li> <li>Establish a carbon management system, promote the construction of the carbon management platform, and account for GHG emissions on a regular basis.</li> <li>Carry out rooftop PV power generation and energy-saving and power-saving projects in qualified bases, and continue to promote supply chain emission reduction.</li> </ul>
Environmental Regulations and Litigation	<ul style="list-style-type: none"> <li>Have professional legal teams in all regions of our global operations to continuously monitor the updates in global laws and regulations and to communicate and collaborate with internal departments in a timely manner.</li> <li>The legal team regularly organizes specialized training sessions for internal personnel involved.</li> </ul>
Scientific and Technological Requirements	<ul style="list-style-type: none"> <li>Promote the development of higher-efficiency cell technology while maintaining the continued leading position of N-type TOPCon.</li> <li>Research and develop leading-edge technologies and continuously iterate to launch products that better meet market demands.</li> </ul>
Increase in Raw Material Costs	<ul style="list-style-type: none"> <li>Manage suppliers hierarchically based on assessment results, deepen cooperation with high-performing suppliers, communicate with some suppliers on performance improvement as necessary, and develop alternate suppliers as appropriate.</li> <li>Regularly take stock of supply chain resources, sort out supply chain stability, reserve resources in advance, and formulate response measures against raw material costs increase.</li> </ul>
Corporate Reputation	<ul style="list-style-type: none"> <li>Conduct information disclosure through the official website, ESG reports, ratings to timely respond to the concerns of stakeholders regarding Jinko Solar's climate performance.</li> <li>Actively participate in various activities and communicate with stakeholders on key measures to address climate change, high-quality development, and other topics.</li> </ul>

Climate Risks and Opportunities	Response Measures
	<b>Climate Opportunities</b>
Changes in Customer Preferences	<ul style="list-style-type: none"> <li>The laboratory conversion efficiency of the perovskite tandem solar cells based on N-type TOPCon reaches 32.33%, providing customers with more efficient products.</li> <li>Build the world's largest integrated N-type production base to ensure stable supply.</li> <li>Independently research and develop various new products, constantly make breakthroughs in product efficiency to enhance customer satisfaction.</li> </ul>
Develop and/or Increase Low-carbon Products and Services	<ul style="list-style-type: none"> <li>Accounting for the carbon footprint of products, we find that multiple products have passed the Italian Environmental Product Declaration Certification or received the French Product Carbon Footprint Certification, and the carbon footprint of products has gradually decreased.</li> <li>Multiple products have been certified as green products, and the competitive advantage of the low-carbon footprint of products is obvious.</li> <li>Establish an online carbon management platform to optimize the process of collecting product carbon data.</li> </ul>
Access to Emerging Markets	<ul style="list-style-type: none"> <li>Assist in the construction of a solar power plant in Garissa, Kenya, which can meet the electricity needs of 70,000 households.</li> <li>Assist Indonesia's first floating PV project to be connected to the grid, which can meet the electricity needs of 50,000 households.</li> <li>Assist in building a large-scale energy storage system for SOLARMATE in Nigeria, which can reduce the dependence on emergency backup energy.</li> </ul>

### Indicators and Targets

Jinko Solar actively implements the carbon peak and carbon neutrality strategy and takes the initiative to take action to address climate change. Jinko Solar is a member of UNGC, RE100, and EP100. At the same time, we take the initiative to respond to the Science Based Targets initiative (SBTi), follows the 1.5°C temperature control target to set science-based targets, and helps achieve the long-term temperature goal of the Paris Agreement to hold global average temperature increase to 1.5°C above pre-industrial levels.

### Targets Setting Timeline



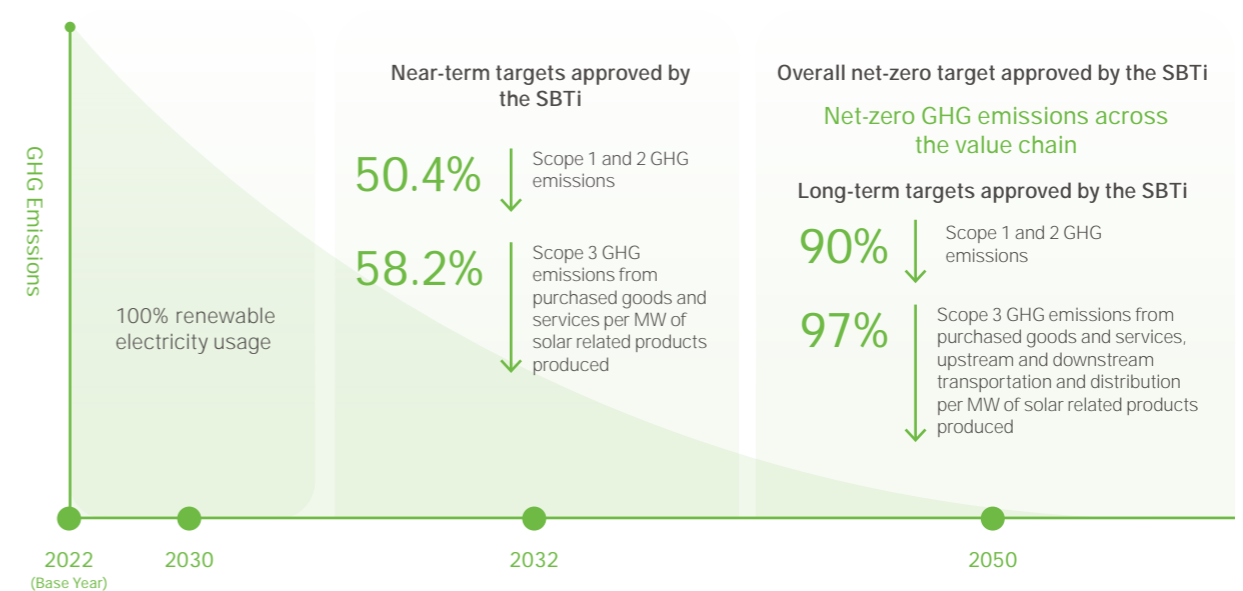
### Science-based Targets Commitment

<b>Overall Net-Zero Target</b>	Commit to reach net-zero GHG emissions across the value chain by 2050.
<b>Near-Term Targets</b>	Commit to reduce absolute Scope 1 and 2 GHG emissions 50.4% by 2032 from a 2022 base year, reduce Scope 3 GHG emissions from purchased goods and services 58.2% per MW of solar related products produced within the same timeframe, and increase active annual source of renewable electricity to 100% by 2030.
<b>Long-Term Targets</b>	Commit to reduce absolute Scopes 1 and 2 GHG emissions 90% by 2050 from a 2022 base year, and reduce Scope 3 GHG emissions from purchased goods and services, upstream and downstream transportation and distribution 97% per MW of solar related products produced within the same timeframe.

Note: Each unit of solar related products is measured by production volume in MW.

### GHG Emission Reduction Path

In order to achieve the overall net-zero target by 2050, we have developed scientific GHG emission reduction strategies to comprehensively reduce GHG emissions from our own operations, supply chain cooperation, and other aspects.



#### Short-term

- Self-operation:** On the basis of rapid growth in business scale, we will promote the deployment of energy and carbon management systems and the construction of zero-carbon factories, implement energy-saving renovations and renewable energy substitution, and increase the ratios of electrification and the use of renewable electricity to achieve carbon peaking.
- Supply Chain:** Enter into cooperation with pilot suppliers to reduce GHG emissions, help suppliers set measurable GHG emission reduction targets, and co-design GHG emission reduction plans.

#### Medium-term

- Self-operation:** Continuously improve manufacturing processes, promote full coverage of energy and carbon management systems, and reach 100% renewable electricity usage to achieve a rapid decline in GHG emissions.
- Supply Chain:** Replicate and promote the supply chain GHG emission reduction plans, set up GHG emission reduction scorecards for all core suppliers, covering GHG emissions data, GHG emission reduction targets, plans and progress, etc., and allocate higher procurement quotas to suppliers with better scores, to continuously promote GHG emission reduction among suppliers.

#### Long-term

- Self-operation:** Continuously safeguard the use of renewable energy, actively apply carbon capture, storage and reuse technologies, and participate in carbon trading and carbon sink markets to offset remaining emissions and achieve carbon neutrality.
- Overall Value Chain:** Deepen value chain cooperation to reduce GHG emissions, and carry out in-depth GHG emission reduction cooperation with suppliers in the areas of renewable electricity procurement, introduction of low-carbon raw materials, lightweight packaging design, low-carbon transportation, and product recycling and reuse.

The Company has made GHG inventory an important task, developed the *Greenhouse Gas Management Regulations* as an internal accounting guideline, and set up a professional GHG management team with a dedicated budget to systematically promote GHG inventory. Since 2022, the Company has conducted GHG inventory across overall value chain once a year. During the reporting period, the Company initiated the construction of a carbon management platform with a view to digitizing management and standardizing processes.

The Company's GHG emission inventory was updated annually to ensure compliance with the latest accounting standards. Meanwhile, the Company regularly disclosed information on GHG emissions data, responded to the progress of targets and enhanced the transparency of information disclosure. The Company is also actively engaged in the GHG inventory according to the ISO 14064. As of the end of the reporting period, 78.57% of the Company's bases in operation have completed GHG inventory based on the ISO 14064.

»» GHG Emissions (unit: 10,000 tCO<sub>2</sub>e)

Indicators	2020	2021	2022	2023	
Total	2.75	3.85	5.99	10.40	
Direct (Scope 1) GHG emissions					
	Stationary combustion sources		0.81	0.91	1.10
	Mobile emission sources	2.75	0.72	0.87	1.86
Fugitive emission sources		2.32	4.21	7.44	
Energy indirect (Scope 2) GHG emissions	117.08	194.50	315.73	507.49	
Total	/	1,207.96	1,716.08	2,945.79	
Other indirect (Scope 3) GHG emissions					
	Upstream	/	1,165.19	1,651.47	2,813.61
Downstream		42.77	64.61	132.18	

Notes:

- 1) The GHG emissions for the past 3 years are categorized, calculated and reported in accordance with the *Greenhouse Gas Protocol: A Corporate Accounting and Reporting Standard*. In 2020, the Company mainly referred to the ISO 14064 for GHG emission inventory.
- 2) The Scope 1 and 2 GHG emissions data for the past 3 years cover all the bases in operation in the current year and Jinko's HQ Workplace (located at No.1, Lane 1466, Shenchang Road, Minhang District, Shanghai).
- 3) The direct (Scope 1) GHG emissions - stationary combustion sources and energy indirect (Scope 2) GHG emissions for the past 2 years are verified by a third-party professional organization.
- 4) The energy indirect (Scope 2) GHG emissions for the past 4 years are identical based on market and location accounting.
- 5) The other indirect (Scope 3) GHG emissions across value chain for the past 3 years are categorized, calculated, and reported in accordance with the *Greenhouse Gas Protocol: Corporate Value Chain (Scope 3) Accounting and Reporting Standards*. The calculation of other indirect (Scope 3) GHG emissions combines the actual situation of Jinko Solar and the characteristics of the industry in which it operates, with 11 of 15 categories related to Jinko Solar (some irrelevant categories are reasonable exclusions). The assessment was conducted using a combination of data collection from suppliers, internal stakeholders, and estimated industry data.
- 6) In 2023, there was an increase in the data of emissions of various categories, mainly due to the production of new projects at multiple bases, procurement volume, production capacity and shipments continued to increase.

## Comprehensive Environmental Management

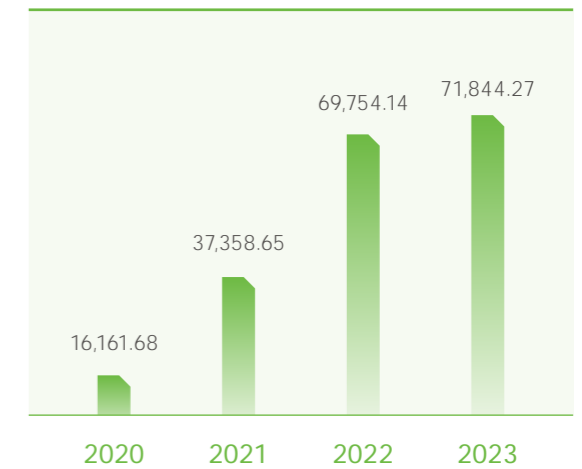
### Management System Construction

Jinko Solar strictly abides by the *Environmental Protection Law of the People's Republic of China* and relevant laws and regulations of overseas operation sites. The Company has formulated the *Environmental Protection Management System* and other system documents to standardize the management of wastewater, exhaust gas and solid waste. We have carried out the construction and enhancement of environmental management systems based on the ISO 14001 Environmental Management System. As of the end of the reporting period, 85.71% of the Company's bases in operation have passed the ISO 14001 Environmental Management System Certification.

The Board of Directors of the Company is responsible for supervising and making decisions on the formulation of EHS-related policies and objectives, and making decisions on major EHS topics. The EHS Management Committee, chaired by the Chief Operating Officer, is responsible for the management and promotion of EHS objectives and policies, and regularly reports to the Board of Directors on the outcomes of EHS management. The EHS Management Committee has set up the Headquarter EHS Center as a permanent body to coordinate all topics related to EHS management.

Under the promotion of the EHS Management Committee, the Company has spared no effort in developing the EHS information platform, making all the business scenarios of EHS management online. Through the ten intelligent management modules, the platform enables real-time monitoring of equipment and facility operational parameters, wastewater and exhaust gas discharge data, the progress of hidden hazard rectifications, as well as providing immediate fire prevention early warnings. This comprehensive oversight furnishes a robust foundation for EHS management decision-making. As of the end of the reporting period, the Company's EHS information platform has covered all operational scopes.

»» Total Investment in Energy Conservation and Environmental Protection (unit: RMB 10,000)



## Environmental Risk Management and Control

Jinko Solar adheres to the principle of "prevention oriented and comprehensive management". We continuously establish and improve the environmental risk management and control mechanism, carry out normalized environmental risk management and control, and ensure prompt identification and mitigation of all environmental risks. During the reporting period, the Company paid all environmental protection taxes and fees in full, and there were no investigations by any governmental department against the Company's environmental violations, no incidents in which the Company was penalized by the competent authorities for violating relevant laws and regulations on environmental management, and no significant environmental impacts in the aforesaid aspects.

Project Environmental Impact Assessment

The Company strictly complies with the *Law of the People's Republic of China on Environmental Impact Assessment*, the *Regulations on the Administration of Construction Project Environmental Protection* and other laws and regulations. We have established and continuously improved the management methods related to environmental impact assessment of projects. During the reporting period, the Company systematically promoted the identification and evaluation of environmental impact factors of projects, completed the environmental impact evaluation of 100% of all newly-built projects and obtained the EIA approval, and there were no incidents of any newly constructed, renovated and expanded projects having significant impact on the environment.

Environmental Impact Identification and Control

In accordance with the *Management Regulations on Identification and Evaluation Control of Environmental Factors* and other internal regulations, the Company carries out environmental internal control on a scale stricter than national standards. The Company also commissions a qualified third-party professional organization to conduct at least one environmental audit per year for production bases that have obtained environmental management system certification to ensure that environmental issues are detected promptly and effectively rectified. Meanwhile, the Headquarter EHS Center and the EHS departments of each BU conduct EHS audits and unannounced inspections for all production bases on a quarterly basis.

Environmental Emergency Response Drills

The Company updated the *Emergency Plan for Sudden Environmental Incidents*. We have clarified the emergency management methods for various environmental emergencies by carrying out environmental risk evaluations, surveys of internal emergency supplies, and other measures. On this basis, each BU organized and carried out training and drills for responding to environmental emergencies to effectively improve their emergency response capabilities. During the reporting period, the Company organized a total of 228 emergency response drills for environmental emergencies.



Emergency Response Drill for Environmental Emergencies in Jiangxi and Zhejiang Provinces



Chemical Leakage Emergency Response Drill

## Cultivation of Environmental Protection Culture

Jinko Solar promotes the environmental protection concept of "green production and green office". The Company deeply embeds an environmental protection culture within every employee through initiatives such as promoting green office practices and conducting environmental protection training.

Starting from the dimensions of "water, energy and material conservation", the Company continues to promote the green office initiative by encouraging double-sided printing, customizing small-capacity bottled water, promoting water and electricity conservation, improving the energy-saving efficiency of office facilities, optimizing IT equipment with high energy-saving efficiency, and recycling materials for various activities.


The Company also actively organizes and carries out various environmental protection training. During the reporting period, We conducted a total of 374 environmental training sessions for all employees, with a total of 64,626 participants, covering environmental compliance, popularization of energy conservation and GHG emission reduction knowledge, identification and evaluation of environmental factors, standardized management of hazardous waste, industrial solid waste suppliers audit precautions, training for emergency response for environmental emergencies, and environmental accident warning education.

Number of environmental publicity and education sessions

**374**

Number of participating person-times in environmental training

**64,626**



Energy Conservation and GHG Emission Reduction Training



Specialized Training on Environmental Protection Related Laws and Regulations



Specialized Training on Setting of Hazardous Waste Identification Signs

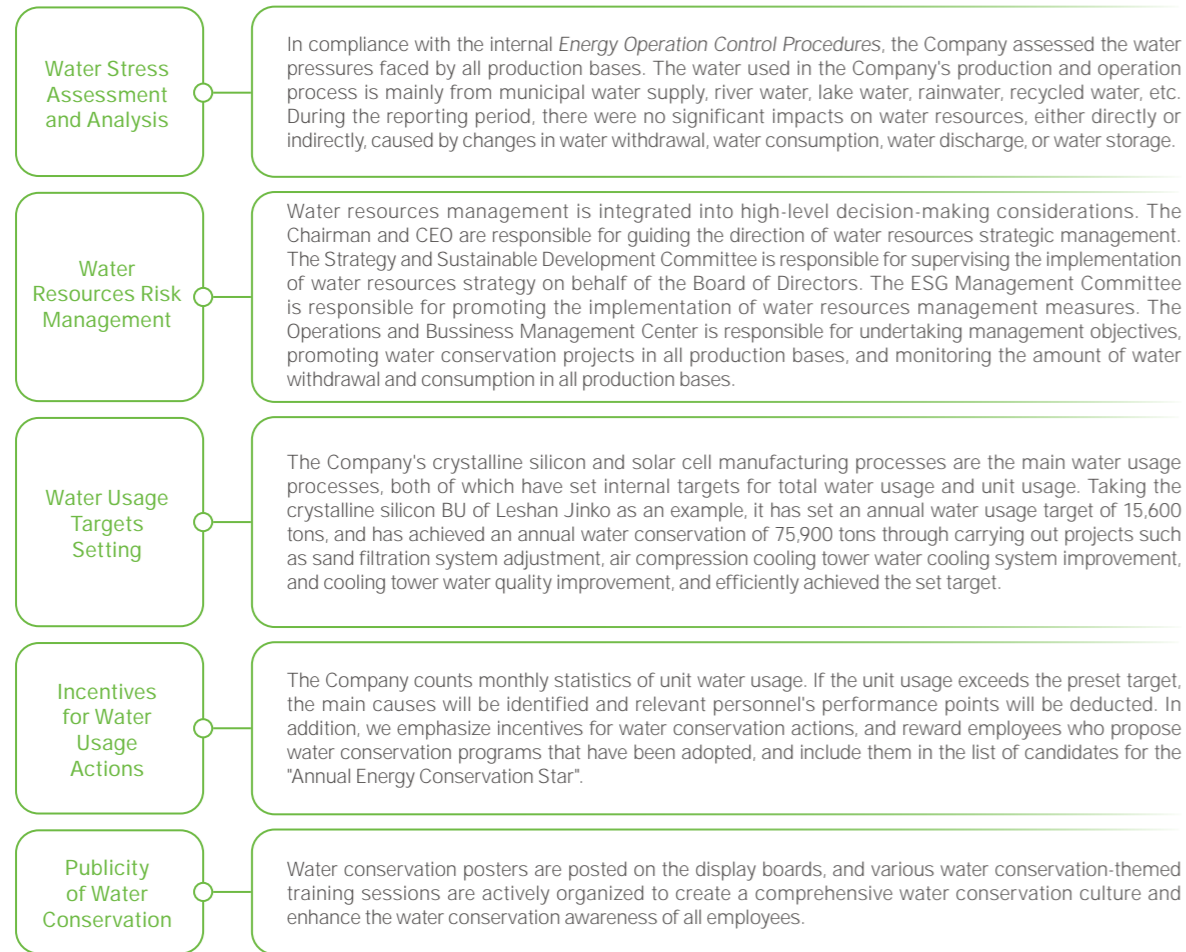


Specialized Training on Identification and Evaluation of Environmental Factors

# Green Production and Operation

## Water Resources Management

Jinko Solar strictly adheres to the *Water Law of the People's Republic of China* and the *Water Pollution Prevention and Control Law of the People's Republic of China* and other laws and regulations. We have established a comprehensive water resources management system to strengthen water resources management.

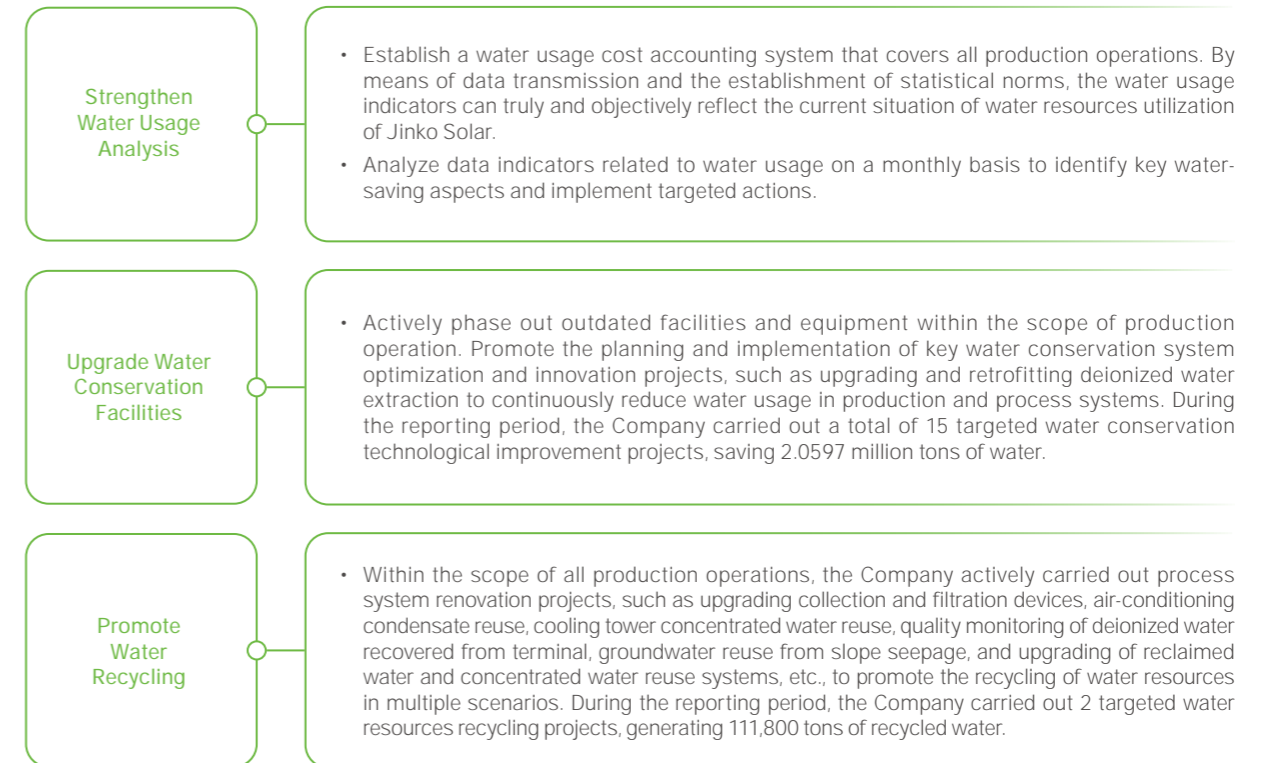


### >>> Water Withdrawal by Each BU (unit: 10,000 tons)

BU	2020	2021	2022	2023
Crystalline Silicon	484.27	791.64	1,408.95	1,807.47
Cell	421.83	705.35	1,753.92	3,763.88
Module	212.88	216.33	245.67	573.64
Others	/	/	38.53	69.61

Note: There was an increase in the data on total water withdrawal in 2023, mainly due to the production of new projects at multiple bases, production capacity and shipments continued to increase.

The Company integrates the concept of water resources conservation into the entire production and operation process, and promotes the lean management of water resources in all aspects by strengthening water usage analysis, upgrading water conservation facilities and promoting water recycling.



## Emissions and Waste Management

Jinko Solar regularly identifies legal and regulatory requirements, and conducts environmental compliance evaluation at least once a year to ensure that operation complies with the requirements of relevant laws and regulations. With reference to the requirements of relevant laws and regulations, we have formulated the *Waste Management System*, the *Management Measures for Solid Waste Disposal*, the *Exhaust Gas Management Regulations* and other systematic documents, and supporting procedure documents. These documents clearly stipulate the specific management requirements for various types of emissions and wastes.

The Company takes an internal control requirement of being "20% stricter than the statutory emission standard of each operation location" in managing emissions and wastes. We incorporate the relevant internal control requirements into the annual performance evaluation of EHS employees. In order to ensure efficient achievement of targets, the Company carries out daily inspections to ensure the function of emission and waste treatment facilities well.

The Company installs online monitoring equipment at all emission outlets to monitor emissions 24 hours a day, and regularly commissions qualified third-party professional organizations to conduct tests. Additionally, the Company accepts unscheduled supervision and testing by environmental regulatory authorities to ensure emissions compliance. During the reporting period, the relevant monitoring results of the Company met the internal control requirements.

The Company carries out entire lifecycle management for wastes. Combined with the requirements of the *Law of the People's Republic of China on the Prevention and Control of Environment Pollution Caused by Solid Waste*, the Headquarter EHS Center collaborates with the EHS departments of each BU, the EHS departments of each base, waste-generating departments and procurement departments to carry out quarterly environmental management audits on downstream solid waste disposal institutions. These audits ensure that the disposal institutions meet the relevant requirements in terms of qualifications, technical capabilities and on-site environmental protection management.

## >>> Emissions and Waste Disposal Mechanisms

### Exhaust Gas Management

- **Emission Types:** Silicon material crushing dust exhaust gas, silicon material cleaning acid and alkali exhaust gas, slicing sticky rod and casting organic exhaust gas, cell manufacturing process acid and alkali exhaust gas, module welding organic exhaust gas, wastewater station biochemical odor, etc.
- **Treatment Facilities and Systems:** For the disposing of acid exhaust gas, organic exhaust gas and malodorous gases, the Company utilizes negative pressure collection & bag dust removal, multi-stage acid and alkali spraying and neutralization, redox reaction, multi-stage activated carbon adsorption, tower biological filter, etc. For disposing of organic exhaust gas, the Company has installed VOCs treatment systems in all of production bases, leading the industry in the domestic market.
- **Treatment Methods:** After being treated by exhaust gas treatment facilities and systems, exhaust gas meets the standard for discharged.

### Wastewater Management

- **Discharge Types:** Crystalline silicon slicing wastewater, silicon material cleaning wastewater, cell texturing wastewater, and domestic wastewater.
- **Treatment Facilities and Processes:** The Company adopts "press filtration & biochemical", acid and alkali neutralization and other processes to remove heavy metal elements and other pollutants in the wastewater.
- **Treatment Methods:** After pre-treatment to meet the standard, the industrial wastewater is discharged to the municipal wastewater treatment station; Domestic wastewater is uniformly discharged to the municipal wastewater treatment station.

### Waste Management

- **Waste Types:** Waste silicon wafers, waste scraps, general packaging, sludge generated in the process of wastewater treatment, waste oil, waste flux, waste activated carbon, etc.
- **Storage Place:** General industrial solid waste storage room, dedicated hazardous waste storage room.
- **Treatment Methods:** Carry out solid waste classification and treatment. For general solid waste, it is treated by means of outsourcing comprehensive utilization, recycling by manufacturers, etc., and the general core solid waste disposal institutions are required to complete the installation of GPS for transfer vehicles on a strict scale than laws and regulations; For hazardous waste, we entrust a qualified third-party professional organization to dispose of them, according to the requirements of laws and regulations.



Exhaust Gas Treatment Facilities



Wastewater Treatment Facilities



Solid Waste Storage Place



On-site Audits of Solid Waste Disposal Institutions

The Company also continuously optimizes treatment processes and acquires new equipment to reduce emissions and waste generation, thereby generating additional economic benefits. During the reporting period, the Company carried out a total of 30 projects to optimize the treatment of emissions and waste.

## >>> Optimization Mechanisms for Emissions and Waste Treatment Processes (Examples)

### Optimization of VOCs Treatment System at Taiyuan Base in Shanxi Province

The VOCs treatment system has been optimized from "two-stage activated carbon adsorption" to "zeolite rotor & RTO incineration", with the treatment efficiency increased from 30% to 90%, and the annual generation of waste activated carbon reduced by 4,203 tons and the VOCs emission reduced by about 16 tons per year.

### Acid and Alkali neutralization of Wastewater at Shangrao Base in Jiangxi Province

Mixing waste high alkali water with acid water proportionally can reduce the usage of acid and alkali used for separate neutralization treatment by 1,642.5 tons and 1,825 tons of lime per year, saving the costs by RMB 711,800 and reducing sludge production by 2,920 tons per year.

### Reclaimed Water Reuse in Jinchang Base in Gansu Province

Adopting the process of "high-density pool to remove silicon and hardness, PTFE tubular ultrafiltration, first-stage RO concentration, second-stage high-density to remove silicon and hardness, second-stage PTFE tubular ultrafiltration, DTRO concentration, and MVR evaporation crystallization" can enhance the minimization of wastewater discharge, with a reuse rate of the concentrated and distilled water generated reaching 90%.

### Optimization of Filter Cloth in the Slice Filter Press Workshop of the BU of Crystalline Silicon

By replacing the 800-mesh filter cloth with 600-mesh filter cloth, the moisture content of wet silica mud produced in the production process can be reduced from 53%-59% to 51%-56.6% under the same operating time and conditions, which improves the value of wet silica mud for sale.

# 03

## Excellent Quality, Top Services

- Sci-tech Innovation Management
- Excellent Quality Management
- Responsible Procurement Management
- Customer Service Management



# Sci-tech Innovation Management

## Construction of the R&D System

Jinko Solar actively strengthens R&D innovation management, and continuously improves management systems such as the *Management Measures for R&D Management Platform Operation*, the *Management System for Product Lifecycle*, and the *Management Regulations on Product Certification*. We have established a standardized R&D innovation management system that includes process management and task evaluation.

Starting from a vertically integrated industrial chain, the Company has created a leading organizational system for R&D innovation, and established Crystalline Material R&D Department, Cell R&D Department, Module R&D Department, BIPV R&D Department, Energy Storage R&D Department, and Product Project Management Department, to comprehensively solidify the foundation for R&D innovation. To further enhance overall R&D innovation strength, the Company has established an advanced R&D management platform for overall improvements in organizational capabilities, efficiency, and quality for R&D technology system.

At the forefront of global photovoltaic manufacturing and application development, Jinko Solar has established R&D centers in Shangrao, Jiangxi province, Haining, Zhejiang province, Leshan, Sichuan province, Xining, Qinghai province, Malaysia and Vietnam, as well as established industry-university-research joint laboratories in Singapore and Australia, strategically expand global R&D manufacturing footprint to continuously enhance innovation competitiveness. As of the end of the reporting period, the Company has obtained multiple national-level scientific research platform certifications, including the National Industrial Design Center, the National Enterprise Technology Center, and the National Postdoctoral Scientific Research Workstation, with 18 provincial-level scientific research platforms and 1 provincial-level innovation team.

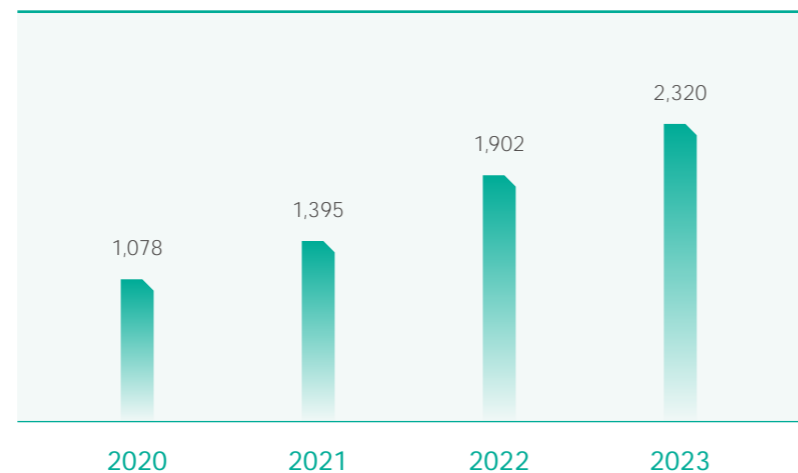
## Construction of R&D Capabilities

Jinko Solar continuously strengthens R&D capabilities and collaborates with universities, research institutes, and other professional forces to jointly overcome technical challenges and accelerate the R&D process. The Company also leverages resources and experience to contribute actively to the industry's technological innovation and development.

### Consolidating Independent R&D Strength

The Company is committed to building a high-level technical talent team, attracting industry-leading talents, core technical engineers, and renowned researchers from domestic and international prestigious universities through an open and inclusive research environment, high-level research platforms, and substantial R&D investments. As of the end of the reporting period, the Company had a total of 2,320 R&D personnel, including 29 doctoral degree holders from well-known domestic and international universities and 351 master's degree holders and experienced core engineers.

>>> Total Number of R&D Personnel



Furthermore, the Company has continuously established and refined incentive mechanisms for R&D personnel, persistently enabling their growth to enhance the overall capabilities of the R&D team and the Company's independent R&D capabilities.

#### Special Incentive Mechanism

The Company has set up special incentive bonuses for R&D projects, providing bonuses to the teams and individuals who have made significant project innovations within the year. During the reporting period, 17 project teams received this reward.

#### Incentives for Innovative Ideas

Employees are encouraged to propose new ideas, and those whose innovative work methods and technological routes are adopted can receive honorary recognition and financial incentives. During the reporting period, 140 innovative ideas from employees were adopted and implemented.

#### Selection of Outstanding Talents

Innovative achievements are incorporated into the performance evaluation system for R&D personnel. Quarterly and annual evaluations are conducted to provide honorary recognition and financial incentives to teams and individuals who have achieved significant technological improvements and innovations.

#### R&D Training and Enabling

Experts are invited periodically to conduct training, lectures, and exchanges to share the latest viewpoints and concepts, and a platform is built for professional exchanges in the field of R&D to broaden the horizons of R&D technicians and foster a favorable atmosphere for innovation.

## Conducting External R&D Collaborations

The Company actively establishes technological R&D collaborations with external partners such as universities, leading industry companies, and third-party professional institutions to further enhance innovation capabilities. During the reporting period, the Company collaborated with institutions such as Sichuan University, Zhejiang University, Soochow University, Zhejiang University of Technology, Ningbo Institute of Materials Technology and Engineering under Chinese Academy of Sciences, Yangzhou University, and Chengdu Product Quality Supervision and Inspection Institute to conduct joint technical research and joint application for innovation projects, explore key technologies and equipment R&D, as well as specific areas such as improving the output efficiency of photovoltaic modules. Seven projects of them received national or provincial-level key project approvals.

## Enabling Technological Innovation in the Industry

The Company continues to participate in the formulation of relevant standards and the application for key projects and awards in the photovoltaic industry. We frequently attend various technical exchange conferences in the industry, contributing integrated resource advantages and leading R&D capabilities to the technological innovation and development of the photovoltaic industry. During the reporting period, the Company actively participated in dozens of technical exchange activities in the industry, providing insights and suggestions for the development of industry technology; received 6 provincial and ministerial-level technological awards, participated in the formulation of 5 standards, and successfully applied for 7 key research projects. Additionally, The Company published 7 papers in internationally renowned journals.

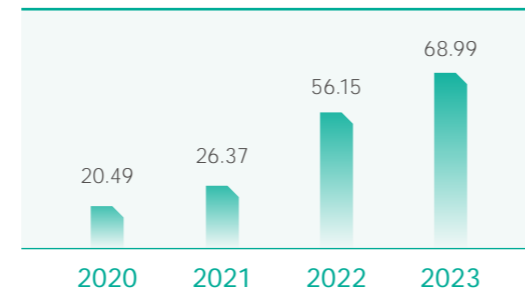


## Technological Innovation and Upgrades

Jinko Solar regards technological innovation as one of core strategies, focusing on the integration of photovoltaic and energy storage technology to continuously enhancing technological innovation capabilities. During the reporting period, in line with the overall R&D plan for the year, the Company set a target to increase investment in clean tech (i.e., R&D investment) by 20%, and successfully achieved this goal by the end of the year.

Note: The growth rate of R&D investment target for 2023 is lower than that in the previous year, mainly due to the fact that large-scale R&D project investments have been made in the previous year, and the projects stepped into a stable operational phase during the reporting period.

### >>> R&D Investment (unit: RMB 100mn)

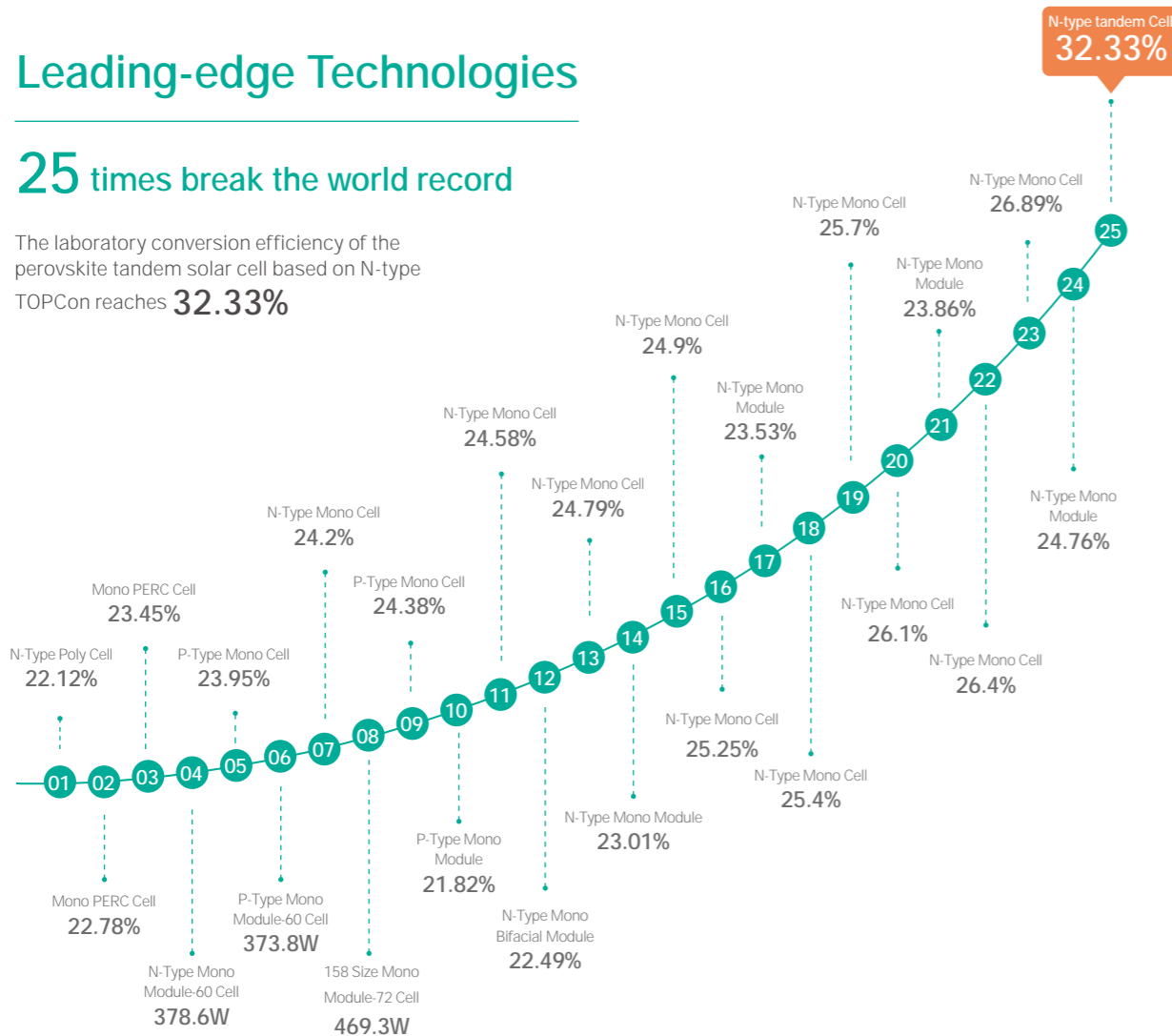


The Company consistently adheres to a strategy led by technology and driven by innovation, focusing on technological enhancement and the transformation of R&D achievements, to continuously promote product iteration and upgrades, and ensure "Exploration of a new generation, R&D of a new generation, Mass Production of a new generation". As of the end of the reporting period, the Company has broken the world record for cell efficiency and module power for 25 times, with the highest conversion efficiency of 26.89% for N-type TOPCon cells, the highest conversion efficiency of 24.76% for N-type TOPCon modules, and the laboratory conversion efficiency of 32.33% for perovskite tandem solar cells based on N-type TOPCon.

## Leading-edge Technologies

### 25 times break the world record

The laboratory conversion efficiency of the perovskite tandem solar cell based on N-type TOPCon reaches **32.33%**



While achieving continuous breakthroughs in solar cell and module efficiency, the Company is fully committed to promoting integrated innovation across the entire value chain. With core technologies such as Low Oxygen and Low Concentric Circles Rate N-type Monocrystalline Technology, N-type Silicon Wafer Thinning Technology, N-type HOT 2.0 Cell Technology, N-type IBC cell Technology, and Tiger Neo Module Mass Production Technology, as well as cell and module process technologies such as TOPCon, bifacial, half-cell, stack welding, multi-busbar, and large-size, the Company has launched high-performance module products suitable for special scenarios such as marine as well as high altitude and cold condition.



The Company collaborated with CIMC Raffles to develop offshore semi-submersible floating photovoltaic platforms, and explored the weather resistance of floating structures and photovoltaic modules in marine environments and their performance in the face of wind and waves



The Company provided module products adapted to harsh environments such as high altitude and cold conditions, heavy snowfall, and strong winds for the world's largest and highest-altitude hydro-photovoltaic complementary project - Kola, Yalong River Phase I Project

# Excellent Quality Management

## Quality System Construction

Jinko Solar strictly adheres to the *Product Quality Law of the People's Republic of China*, the *Standardization Law of the People's Republic of China*, relevant laws and regulations in the operating locations, and industry standards. We have established a quality management structure, with the CEO as the first responsible person and supported by various module quality management departments and the quality system management department. The Company has also developed supporting product quality-related management systems to standardize the full lifecycle management of product quality. During the reporting period, the Company continuously upgraded product quality management standards and further optimized the detailed requirements for quality inspection, quality assurance, and quality problem prevention.

We always hold ourselves to high standards, set annual product quality management goals and timely track the progress of these goals to ensure that product quality performance remains at the forefront of the industry. During the reporting period, the Company set specific targets for indicators such as "product reliability" and successfully exceeded them.

### >>> 2023 Module Quality Management Goals and Achievements

Goals	Achievement Status
PVEL PV Module Reliability Scorecard ranks in the top tier of the industry Leading rate in product reliability testing ≥ 50%	PVEL PV Module Reliability Scorecard ranked first in the industry's overall ranking, achieving the goal of top tier for 9 consecutive years Leading rate in product reliability testing ≥ 90%

The Company has also actively constructed a quality audit system comprising "annual audits + specialized audits + product audits + process audits". Each year, we conduct regular spot checks on quality systems, product processes and onsite verification activities for all production bases at home and abroad. Additionally, it performs specialized audits for emerging issues as needed to ensure comprehensive control over quality risks. In response to the issues identified during the audits, the Company requires all production bases to promptly analyze the causes and ensure 100% follow-up and rectification.

As of the end of the reporting period, 92.86% of the Company's bases in operation have obtained the ISO 9001 Quality Management System Certification, and five module bases have received the IEC 62941 Photovoltaic Module Manufacturing Quality System Certification.

### >>> 2023 Quality-Related Honors and Recognitions



- Nominated Award for the 5th China Quality Award
- National Market Quality Credit AAA Level (highest) Certificate
- Typical Case of Quality Change and Innovation by Chief Quality Officers
- Ranked among the Top 50 Cases of Quality Change and Innovation by Chief Quality Officers Nationwide during the 2023 "Quality Month" for Jiangsu, Zhejiang, Anhui, Jiangxi, and Shanghai Enterprises
- Ranked among the Top 10 Cases of Quality Change and Innovation by Chief Quality Officers of Jiangxi Enterprises

## Quality Capability Building

Jinko Solar views quality as the core of high-quality development. We have established a comprehensive and robust quality management system to achieve a closed-loop management of the entire product process. With a strong quality culture, the Company forms a synergistic force for comprehensive quality improvement and leverages high-quality products to radiate the global market and facilitate the green transformation of the global energy sector.

### Product Quality Management

The Company regards quality management as an important tool for maintaining absolute competitiveness. We have established a product lifecycle quality management system from new product introduction to final product inspection before storage and inspection before shipment. We have also built a professional R&D testing center equipped with top testing and analysis equipment and professional talents in the industry to provide comprehensive technical support for product quality testing. The Company also holds monthly quality issue review meetings to comprehensively review potential quality issues and risk points, forming a four-step strategy of "raising questions - finding solutions - solving problems - verifying results" to effectively alleviate the quality pressure that may be faced in the marketing process. The effectiveness of the Company's quality management work is evident, as there have been no major substantial quality and safety incidents or large-scale quality and safety complaints in the past 6 years.

### >>> Product Lifecycle Quality Management Process



The Company attaches great attention to digital transformation of quality management, and has conducted multidimensional analysis and trend presentation based on production and quality data to support management decision-making. During the reporting period, the Company continued to advance the three-year plan for quality digitization. In addition to existing online systems, the Incoming Quality Control (IQC) system was launched, and online monitoring of key processes for four major materials - solar cells, EVA & POE, backsheets, and glass, was conducted in collaboration with suppliers to ensure excellent incoming material quality and continuous improvement in incoming material qualification rates.

Indicators	2022	2023
Qualification rate of main incoming material	99.74%	99.90%
Qualification rate of auxiliary incoming material	99.71%	99.75%

In terms of defective product management, the Company has established regulations such as the *Management Regulations on Non-conforming Product* and the *Management Regulations on Continuous Quality Improvement* to standardize the management of defective products. The Company has also established a product recall emergency response management mechanism and a dedicated team responsible for product recall-related matters. Timely analysis of the root causes of problems is conducted to develop preventive measures and effective improvement actions. The Company regularly conducts recall simulations to ensure the ability to handle various product quality-related incidents. During the reporting period, there were no large-scale product recall events occurred.

### Quality Culture Development

The Company is committed to fostering a rigorous and practical quality management culture that encourages employees to integrate quality control awareness into their daily work. We strive to embed the quality culture of "guided by quality, led by standards, determined by facts, and improved by change" into the mind of every employee.

Quality Management Training

- Establish a quality management academy platform, procure and record the general, specialized, and practical courses related to quality, and upload these courses to the academy platform for all employees to learn.
- Customize specialized courses for employees, covering the key and difficult points of the Company's quality management systems and management practices, to comprehensively improve employees' quality management skills.

Quality Culture Activities

- Conduct monthly specialized activities related to quality culture, including searching for the most outstanding quality professionals, craftsmanship competitions, brainstorming sessions, quality process optimization, and other activities.
- Compile quality activity journals that match the themes of the month's quality culture activities, interpret the connotation of quality culture in detail, display the progress of the activities for that month, and publicly recognize outstanding quality professionals emerging from the activities.

External Quality Exchanges

- Exchange and share experiences in building quality credit systems with various levels of quality associations, third-party professional institutions, and discuss the development trends of innovative quality management tools.

The Company also actively extends the quality culture to suppliers by providing quality training, daily communication, and audit guidance to help suppliers continuously improve product quality. During the reporting period, the Company conducted a total of 10 specialized quality training sessions for suppliers, covering topics such as product quality control, benchmarking quality standards, and product performance improvement.

### Product Traceability Management

Jinko Solar has established a dedicated department for traceability management, which has developed process documents including traceability management workflow, traceability document review and submission process, and internal audit process to scientifically manage the traceability work. The Company also utilizes digital system to assist in product traceability audits, enabling a 3-5 times increase in data verification efficiency, with the highest monthly audit capacity reaching the gigawatt level.

In the industry chain, the Company has established a vertically integrated product traceability management system from the supply chain to the customer side. With the support of a digital traceability system and product barcode labels, we manage the main data involved in the production of products from core raw material incoming to finished product shipment, to ensure the standardization of product production and traceability throughout the entire lifecycle.

The Company also refers to international standards such as the ISO 9001, the ISO 28000, and the TAPA-FSR, to actively build industry-leading traceability audit standards, and advance internal and external traceability audits based on these standards. During the reporting period, traceability-related internal audits have been completed at some production bases in Shangrao Jiangxi, Haining Zhejiang, Leshan Sichuan, Chuzhou Anhui, Hefei Anhui, Xining Qinghai, Malaysia and Vietnam. For non-conformities identified during the internal audits, the Company has set corrective action plans to ensure they never complete unless all issues are resolved. For production bases that passed the internal audits, the Company has invited authoritative third-party institutions to conduct external audits to further strengthen product traceability management.



Quality Month Activity at Jiangxi Shangrao Base



The Meeting for Launching Quality Month



Publicity and Guidance on Quality Culture Development at Vietnam Base







Publicity and Guidance on Quality Considerations at the Worksite

# Responsible Procurement Management

## Supply Chain Management System

Jinko Solar has formulated relevant supplier management regulations such as the *Supplier Management Regulations* and the *Supplier Development Management Regulations*. With the support of the Supply Chain Integrated Platform (SCM), the Company continuously optimizes the full lifecycle management of suppliers to reduce risks in supply chain and improve supplier delivery quality and service levels.

### >>> Supplier Lifecycle Management

 <p>Access Stage</p>	>>	<ul style="list-style-type: none"> <li>Audits are conducted on business qualifications, intellectual property risks, product quality and safety, environmental compliance, and business ethics for suppliers at the access stage to ensure 100% coverage of core suppliers.</li> <li>Suppliers with excellent ESG performance at the access stage will be listed as preferred suppliers or receive preferential procurement allocations.</li> <li>Approved suppliers can become qualified suppliers only after signing agreements such as the <i>Intellectual Property Guarantee Agreement</i>, the <i>Supply Chain Partner Code of Conduct</i>, and the <i>Non-Disclosure Agreement</i>.</li> </ul>
 <p>Classification and Grading</p>	>>	<ul style="list-style-type: none"> <li>Suppliers are classified and managed based on business characteristics, positioning models, cooperation status, and the qualified suppliers are divided into four levels based on assessment results in access stage.</li> <li>During the reporting period, there were 2,258 suppliers in the database, with 2,227 suppliers engaging in the cooperation within the year. Among them, 120 were core suppliers, accounting for over 90% of the total annual procurement amount.</li> </ul>
 <p>Performance Evaluation</p>	>>	<ul style="list-style-type: none"> <li>Qualified suppliers with whom we have collaborated are evaluated on a monthly, semi-annual, and annual basis mainly for product and service quality, delivery ability, technical ability, equipment and facility quality, chemical waste management, ESG performance, etc.</li> <li>Based on the evaluation results, take measures such as rewards, improvement guidance, rectification, and elimination are implemented to optimize the supplier structure.</li> </ul>
 <p>Elimination and Exit</p>	>>	<ul style="list-style-type: none"> <li>Suppliers who consistently demonstrate quality and delivery issues, or those with evaluation results rated as "D" will enter the phase-out process if nonconforming results are given even after rectification guided by relevant departments or if a consensus is reached among relevant departments that elimination is necessary.</li> <li>A blacklist management system is established. The suppliers will be listed on the blacklist if found to have provided counterfeit and shoddy products, engaged in malicious breaches of contract, caused significant safety incidents, or displayed unethical business practices.</li> </ul>

### >>> Supplier Structure in 2023



The Company also actively promotes local procurement of raw materials. When conditions permit, priority is given to cooperating with suppliers in the regions where production bases are located in or nearby. The delivery cycle is shortened while reducing the GHG emissions from transportation. At the same time, local procurement helps track the attributes and origins of all mineral materials in the supply chain. As of the end of the reporting period, the proportion of local procurement has reached 76.53%.

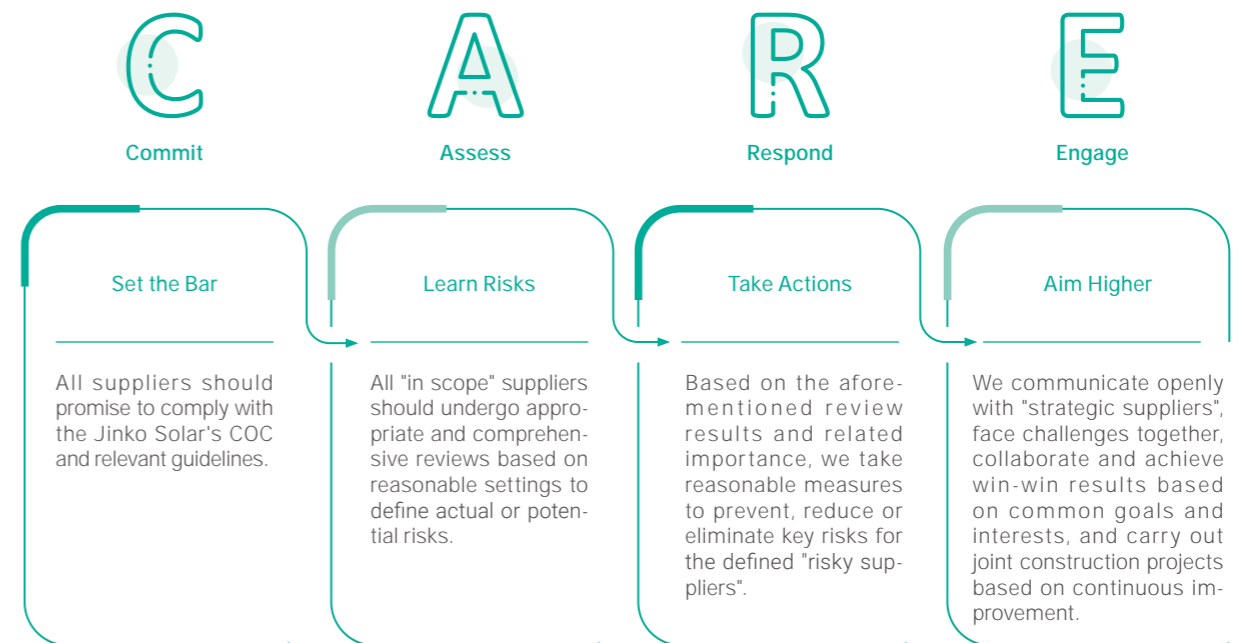
## Sustainable Development of the Supply Chain

Jinko Solar has established a comprehensive ESG management system for the supply chain, integrating ESG into all aspects of supply chain management, strengthening risk management in terms of supplier business ethics, environmental protection, and social responsibility. We work with partners to build a responsible and sustainable supply chain.

### Supply Chain ESG Management System

The Company, strictly adhering to international initiatives and standards such as the *International Labour Organization Conventions* and the *Ten Principles of the UN Global Compact*, has built a supply chain ESG management system based on the "CARE" framework. The construction of this management system involves the full participation of executive management, the leadership of market analysis and sustainable development departments, and the full cooperation of internal departments to ensure further standardization and systematization of supplier ESG management.

### >>> Supply Chain ESG Management System Based on the "CARE" Framework



The Company has also formulated the *Supply Chain Partner Code of Conduct Management Regulations* to clearly state the requirements and expectations for suppliers regarding the construction of management systems, no child labor or forced labor, anti-harassment and abuse, anti-discrimination, assurance of labor health and safety, environmental compliance, and sound business ethics management. Based on this, the Company optimizes the *Supply Chain Partner Code of Conduct* at least once every two years and conducts regular audits on supplier compliance with the code each year.

The Company aims to have all suppliers sign the *Supply Chain Partner Code of Conduct*, and continuously promotes supplier awareness and capability improvement in ESG. As of the end of the reporting period, 95% of suppliers have signed the *Supply Chain Partner Code of Conduct*.

### Supply Chain ESG Risk Management

To ensure effective management and control of supplier ESG risks, the Company has issued the *Supplier ESG Risk Management Regulations* and established a supplier risk management system based on the ISO 14001 Environmental Management System, the ISO 45001 Occupational Health and Safety Management System, the ISO 50001 Energy Management System, the *International Labour Organization Conventions*, the *United Nations Framework Convention on Climate Change*, and the *Kyoto Protocol*.

The Company has developed a risk assessment matrix from the perspectives of "the attributes of procurement" and "the potential risks of categories", and it can identify critical supplier risks and risk levels focusing on key areas such as labor, environment, health and safety, fire systems, and business ethics. For different levels of identified risks, the Company promotes improvement through methods such as re-evaluation, training, supplier self-inspection and audits to achieve risk reduction. During the reporting period, supplier ESG risks were mostly in the low-risk quadrant, with the overall risk being controllable.

### Supplier ESG Risk Matrix



### Supply Chain ESG Audit Management

The Company, by referring to international standards and rules such as the *International Labour Organization Conventions* and the *Code of Conduct for Responsible Business Alliance*, has built an ESG audit management system that combines both online and offline methods, as well as second-party and third-party approaches.

Offline second-party audits mainly follow the unique "SEER" system of Jinko Solar, and the on-site audits are conducted on supplier performance in social, environmental, and business ethics dimensions based on indicators under this system. Offline third-party audits primarily rely on third-party standards for on-site audits. Online audits mainly rely on Supplier Self-Assessment Questionnaires (SAQ) to construct indicators systems from dimensions such as compliance employment, anti-discrimination and harassment, remuneration and benefits, complaint mechanisms, EHS management, and anti-corruption to comprehensively understand the ESG status of suppliers.

Through comprehensive audits, the Company promptly identifies potential supplier risks and improvement opportunities and requires suppliers to propose improvement plans for risk points identified in audit. The Company's ESG management team focuses on guidance to the suppliers through online and offline channels, covering issues such as compliance management systems, labor rights, labor health and safety, environmental management, and business ethics, to help suppliers advance the improvement more efficiently. At the end of the improvement plan, a second audit will be conducted to ensure the effectiveness of the improvements. In case of no improvement in the second audit, measures such as reducing purchase volumes, suspending purchases, and requiring rectification will be taken depending on the situation, to continuously drive suppliers to improve their ESG performance.

During the reporting period, the Company carried out self-inspections using SAQ for top suppliers in 30 categories to effectively track their ESG risk situations and conducted on-site audits for top suppliers in 10 core categories, urging them to complete risk item rectifications promptly.

### 2023 Supplier Audit Performance



- Annual audit of **120** core suppliers
- These 120 core suppliers account for over **90%** of the total procurement amount
- **100%** coverage of audits for core suppliers
- **100%** coverage of audits for new suppliers
- **No** suppliers found with material negative ESG impacts
- **No** termination of supplier cooperation due to ESG issues

### Supplier ESG Incentives and Enablement

To motivate suppliers to actively participate in ESG work, the Company has embedded environmental, occupational health and safety clauses in procurement contracts, and urged suppliers to prioritize ESG as a compliance bottom line. As of the end of the reporting period, 95% of suppliers have signed cooperation agreements that include ESG clauses. In addition, the Company has established corresponding incentive mechanisms for suppliers with excellent ESG performance, including deepening business cooperation, enhancing collaboration priority, and awarding honor.

The Company also actively helps suppliers improve their ESG development capabilities, and helps suppliers enhance their ESG management capabilities through assistance in risk identification, implementation of enablement training, provision of benchmarking cases, and indirect influence of procurement officers. During the reporting period, the Company provided specialized guidance on ESG to 120 core suppliers, which accounted for over 90% of the total procurement amount.



ESG-specialized Training Sessions for Supply Chain for 230 Procurement Officers

Assistance in Risk Identification

Continuously promote suppliers to conduct self-assessments of their environmental performance and help them effectively identify environmental opportunities and risks. The self-assessment mainly covers issues such as environmental compliance, hazardous material management, pollution prevention and control, and energy conservation and emission reduction.

Implementation of Enablement Training

Conduct ESG enablement training for suppliers through on-site visits, remote guidance, and specialized training, mainly covering labor, environment, health and safety, fire systems, and business ethics.

Provision of Benchmarking Cases

Share the best practices in the industry and excellent ESG practice cases with suppliers casually and help them understand the gaps between themselves and best practices for improvement and enhanced ESG performance.

Indirect Influence of Procurement Officers

Incorporate sustainable procurement into the performance evaluation of procurement officers and continuously advance their participation in ESG training. They serve as intermediaries to influence more suppliers to prioritize ESG management. During the reporting period, 100% of procurement officers participated in ESG training.

## Responsible Mineral Management

Jinko Solar is committed to advancing the responsible mineral management with the goal of "zero conflict mineral sourcing and use". We regularly monitor and actively identify procurement processes associated with conflict minerals, and continuously track the attributes and origins of all mineral materials in supply chain. The Company has included requirements related to "no use, and no sale of conflict minerals" in the *Supply Chain Partner Code of Conduct*, requiring all core suppliers to provide due diligence measures and results. Moreover, the Company considers whether conflict minerals are involved as a crucial management item in the access of new suppliers and audits of qualified suppliers.

Based on the Basic List of Conflict Minerals, Jinko Solar has prioritized tin-plated copper strip suppliers for focused oversight, requiring all tin-plated copper strip suppliers to provide a *Conflict-Minerals Free Declaration* annually and actively trace the source of materials. Such suppliers are also required to commit that the materials provided to Jinko Solar are not sourced from the Democratic Republic of Congo or surrounding countries or regions. In addition, they are required to ensure there are no violations of labor rights during the mining process, including but not limited to child labor, forced labor, and unsafe working conditions. The Company has also opened [partnercoc@jinkosolar.com](mailto:partnercoc@jinkosolar.com) as a dedicated email address for receiving complaints related to conflict minerals and other supplier ESG management issues, to ensure timely receipt and tracking of external feedback.

During the reporting period, a total of 6 suppliers were involved in the supply of tin-plated copper strips, all of whom have signed the *Conflict-Minerals Free Declaration*, confirming that materials provided to Jinko Solar did not originate from the Democratic Republic of Congo or surrounding countries or regions, with no involvement of conflict minerals.

## Customer Service Management

### Customer Service System

Jinko Solar has established and continuously improves a customer service management system throughout the product lifecycle. We have also developed and upgraded internal regulations such as the *Customer Satisfaction Evaluation Management Regulations* and the *Customer Complaint Handling Management Regulations*. In addition, the Company launched the Customer Service Management System (CSMS) to ensure timely follow-up and handling of customer needs at every stage with a comprehensive, high-quality, and professional service management system and processes.

Relying on a high-quality customer service management system and processes, the Company provides customers with end-to-end services and support ranging from product solution planning, product selection, and technical consultation, to on-site installation guidance, problem diagnosis and resolution, to ensure maximization of customer satisfaction.

The Company also incorporates metrics such as "customer satisfaction", "effectiveness of contract technical review", and "timeliness of customer complaint resolution" into the performance evaluation of customer service-related positions. With clear goals as guidance, the Company continuously enhances the customer experience and satisfaction.

### Customer Communication Management

Jinko Solar focuses on establishing long-term and stable communication methods with customers to ensure smooth communication channels for customers. Through various channels such as phone, fax, email, website messages, customer visits, and satisfaction surveys, the Company maintains regular communications with customers and establishes customer profiles for 100% of them, to ensure that their needs are fully understood and resolved.

Customer complaints are also regarded as important data for continuous service improvement. With the use of an online platform to categorize and manage the customer complaints, the Company can ensure timely and proper follow-up and resolutions of the complaints. During the reporting period, the closure rates for overseas and domestic customer complaints were 99.84% and 99.50%, respectively. The remaining open complaints mainly involve individual complex issues with longer process chains, which customer service department will continue to follow up on to ensure effective resolution.

Furthermore, the Company conducts regular satisfaction surveys among core customers who have signed contracts or engaged in business transactions. By analyzing the survey data against the target settled at the beginning of each year, we strive for continuous improvement in customer satisfaction. In cases where satisfaction falls below the target, the Company would hold dedicated analysis meetings to request relevant responsible personnel to drive corrective actions and continuously monitor the effectiveness of these actions.

### >>> 2023 Target Setting and Achievement of Customer Satisfaction



## Responsible Marketing Management

Jinko Solar has actively established a responsible marketing management system, requiring all marketing materials to undergo thorough internal reviews by relevant departments and obtain approvals from key authorized managers, to ensure that all marketing activities comply with national and regional laws and regulations, social norms, and business ethics. During the reporting period, there were no marketing violations or irregularities occurred.

The Company considers product knowledge publicity and guidance as an integral part of responsible marketing management. Through product presentations, installation and usage instructions, sales visits, and other means, we educate customers about product performance and basic information, precautions for installation and use, and environmental attributes. Also, we actively promote sustainable consumption concepts in various marketing activities, encouraging customers to engage in sustainable consumption practices.

Jinko Solar proactively evolves responsible marketing knowledge system, integrating ESG into responsible marketing management requirements and actively promoting ESG compliance education. During the reporting period, the Company conducted over 30 specialized ESG marketing compliance training sessions for marketing and supporting teams, covering the latest ESG compliance policy requirements, product GHG footprint management and emission reduction initiatives, labor compliance practices, etc.



Guidance on Project Construction Sites

## Health and Safety Assurance

Jinko Solar actively practices a scientific and rigorous marketing approach, and regards customer health and safety as one of the core rights and interests of customers. The Company integrates it into the management of products and services throughout their lifecycle to ensure comprehensive protection of customer health and safety.

### »» Ensure Customer Health and Safety throughout the Product and Service Lifecycle

#### R&D

- Actively screen the materials used in the R&D process for harmful substances and establish material management records. During the reporting period, two RoHS and REACH certifications were conducted each. The test reports showed that all materials involved in the Company's R&D activities complied with relevant regulatory requirements.
- Actively conduct specialized research and testing on product safety, incorporating considerations of product safety into material and technology selection, usage scenarios, risk prevention and other key stages.

#### Procurement

- Include the evaluation of whether chemicals or other hazardous materials are involved and the extent to which they may impact health and safety in the procurement review process.
- Conduct sample testing to ensure that materials that could have material adverse effects on customer health and safety are prevented from entering the production line at the source.

#### Production

- Ensure that the working environment has suitable temperature and humidity and is clean and tidy and establish comprehensive production records and logs.
- Establish a comprehensive testing and evaluation mechanism to ensure that potential product safety hazards are promptly identified and handled during the production process.

#### Service

- Communicate the safety requirements during product installation and usage to customers through means such as the *Product Installation Manual*, salesperson and customer service support.
- Conduct specialized investigations, tracking, and analysis of product health and safety issues, to ensure timely follow-up and resolution through various customer communication channels.
- Establish a professional technical team to promptly identify and rectify any violations during the product installation process. During the reporting period, we conducted on-site services for a total of 178 projects, actually completed 26,539 MW of on-site services, and issued 40 construction recommendation statements to project owners who did not improve their construction practices despite on-site guidance.
- Receive customer inquiries related to health and safety issues through responses to questionnaires and due diligence investigations and cooperate with customers in conducting social responsibility audits that include this issue.

# 04

## Joint Efforts for Dreams, Progress with Light

- Protection of Employees' Rights and Interests
- Employee Attraction and Retention
- Employee Communication and Exchange
- Talent Training and Development





## Protection of Employees' Rights and Interests

### Employee Employment Management

Jinko Solar strictly adheres to laws and regulations such as the *Labor Law of the People's Republic of China*, the *Labor Contract Law of the People's Republic of China*, and the *Employment Promotion Law of the People's Republic of China*, as well as relevant laws and regulations of overseas operation locations, actively responds to international initiatives and standards such as the *Universal Declaration of Human Rights*, the *International Labour Organization Conventions*, and the *United Nations Guiding Principles on Business and Human Rights*. We value and respect the basic rights and interests of all employees and have a "zero tolerance" policy towards any infringement of these rights.

The Company has established management systems, procedural documents, and operational processes, including the *Employee Handbook*, to provide detailed and explicit explanations of employees' occupational safety and development, working conditions, labor relations, and other matters. We have developed specific labor protection systems covering all operational locations, focusing on dimensions such as the prohibition of forced labor and prison labor, the prohibition of child labor, reasonable working hours and overtime compensation, and anti-harassment and anti-abuse.

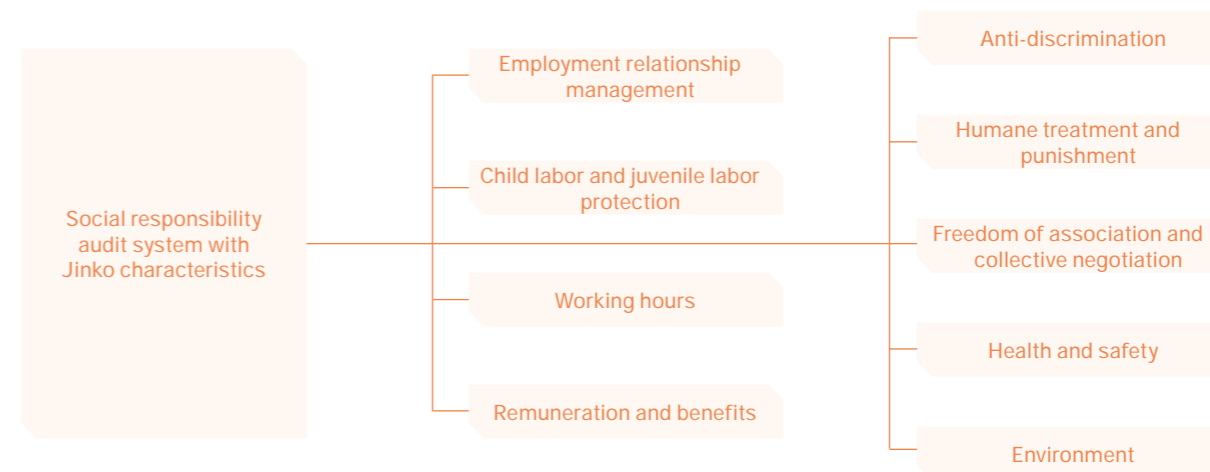
During the reporting period, the Company did not experience any form of child labor, forced labor, harassment and abuse, or security violence. In the past three years, the Company has not undergone any layoffs that have had a significant impact on employees or any major mergers or acquisitions that have had a substantial impact on a large number of employees.

#### >>> Systems and Principles for the Protection of Employees' Rights and Interests (Examples)

<p><b>Prohibition of Forced Labor and Prison Labor</b></p> <ul style="list-style-type: none"> <li>Formulate the <i>Regulations on the Prohibition of Forced Labor and Prison Labor</i>, which clearly stipulates that all employed individuals must work on a voluntary basis, and regularly carry out self-inspections.</li> <li>Aim to achieve "no forced labor, prison labor, or violent incidents" and ensure the absence of any form of forced behavior through internal feedback, appeals, on-site audits, and other means.</li> </ul>	<p><b>Prohibition of Child Labor</b></p> <ul style="list-style-type: none"> <li>Formulate the <i>Regulations on the Protection of Child Labor and Juvenile Workers</i>, aiming for "no child labor misuse" and strictly prohibit the employment of child labor as defined by law.</li> <li>Avoid child labor employment through strict verification of identification, routine inspections and spot checks, the promotion of social responsibility awareness, and other measures.</li> </ul>
<p><b>Reasonable Working Hours and Overtime Compensation</b></p> <ul style="list-style-type: none"> <li>Formulate the <i>Attendance Management System</i>, adopt standard working hours and comprehensive working hours systems (both with relevant approvals), and monitor scheduling and attendance data online to ensure reasonable working hours.</li> <li>Forbid forced overtime. If temporary overtime is required due to work, an overtime application must be submitted and approved by superior leaders before it can be implemented, and compensatory time off is provided.</li> </ul>	<p><b>Anti-harassment and Anti-abuse</b></p> <ul style="list-style-type: none"> <li>Firmly oppose workplace harassment and abuse, with the Audit Department, Internal Control Department, and Supervision Department jointly fulfilling supervisory responsibilities to ensure that employees are not harassed, threatened, or intimidated at work.</li> <li>In the event of related incidents, a four-level response procedure will be activated to ensure that incidents are resolved effectively and prevent their recurrence. During the reporting period, there was no incident of harassment or abuse occurred in the Company.</li> </ul>

### Social Responsibility Audit

Jinko Solar regards social responsibility audit as a crucial foundational work, with a long-term focus on the construction of a social responsibility system. The Company focuses on the social responsibility issues highly valued by internal and external stakeholders, and strives to build a legal, compliant, and scientifically rigorous social responsibility framework. During the reporting period, the Company expanded internal professional team for social responsibility audit and continued collaborating with authoritative third-party organizations. We integrated mainstream standards such as the *Code of Conduct for Responsible Business Alliance* to iterate and enhance distinctive social responsibility audit system from 130 indicators across nine dimensions, including employment relationship management, child labor and juvenile labor protection, working hours, remuneration and benefits, anti-discrimination, humane treatment and punishment, freedom of association and collective negotiation, health and safety, and environment.



Moreover, the Company actively aligns with advanced domestic and international concepts and standards, and has established the *Social Responsibility Audit Management System* to institutionalize and standardize the social responsibility audit workflow, to enhance the audit efficiency through systematic management. Guided by this system, the Company continuously advances regular third-party audits and internal audits across production bases. During the reporting period, more production bases of the Company invited authoritative third-party institutions for external audits, incorporating identified shortcomings into improvement plans. Internally, the Company conducted audits across all production bases, using these internal audits as a tool to further identify shortcomings and oversee the implementation of relevant corrective actions.

Through a combination of internal and external audits, the Company assesses non-financial indicators from multiple dimensions such as anti-discrimination, anti-harassment, remuneration and benefits, occupational safety, and business ethics, strengthens the traceability for rectifying non-conformances, and further identifies and mitigates social responsibility risks to continuously enhance the Company's overall competitiveness. During the reporting period, the Company's social responsibility performance remained good, with no material or significant risks identified during any internal or external audits.

### Social Responsibility Training

Each year, Jinko Solar regularly conducts training on diversity and policies related to rights and interests. The Company takes the management and personnel in key positions as the link to ensure that all employees learn and master employment compliance knowledge. During the reporting period, focusing on the theme of "labor's rights and interests", the Company conducted four specialized training sessions on employment compliance for management and personnel in key positions, providing in-depth interpretations of key employment compliance issues such as the prohibition of forced labor, the prohibition of child labor, diversity and inclusive equality, health and safety management, anti-discrimination, anti-harassment and anti-abuse, female care, freedom of association and collective negotiation, working hours, and remuneration.

Number of specialized training sessions on employment compliance

4

# Employee Attraction and Retention

## Diversity, Equality, and Inclusion

Jinko Solar remains committed to creating a diverse and inclusive work environment, and respects the differences in employees' personalities, abilities, and growth experiences. We value talents with diverse backgrounds, capabilities, insights, experiences, and skills, promote the integration of employees from different backgrounds and continuously build a diversified and diverse workforce.

### >>> Management Policies and Initiatives for Diversity, Equality, and Inclusion (Examples)

#### Fair Recruitment

- Clearly define the principles of open recruitment and equal competition in the *Recruitment Management System*, the *Campus Recruitment Management Measures*, the *Recruitment Channel Management Measures*, and the *Internal Referral Implementation Rules*. Discrimination in the recruitment process is strictly prohibited by law.
- Ensure transparent and accessible information of job postings, shared recruitment resources, equal opportunities for job seekers, fair interviews and hiring processes through third-party online recruitment websites, internal referral platforms, and other digital recruitment channels, to avoid any form of direct or indirect discrimination.
- Establish a talent recruitment team with a reasonable gender ratio and age structure, taking into full consideration the individuality and career development aspirations of interviewees. Additionally, create work and learning opportunities through a rotation system to provide everyone with more possibilities for development.
- Establish a global recruitment team to introduce foreign employees into the team, support the recruitment of overseas talents, and facilitate cross-regional communication and exchange, to ensure fair treatment and consideration of language and culture for overseas employees during the recruitment process.

#### Cultural Integration

- Break down barriers between different departments, job levels, and nationalities through mechanisms such as executive exchange meetings and cultural integration courses, to accelerate the integration of employees from different locations. During the reporting period, the Company organized several "Overseas Employees Coming In" activities, including a Sunnyday Shanghai session for European employees, and overseas HR cultural experiences. Additionally, 5 Sunnyday activities were held in Malaysia, Vietnam, Australia, and other locations.

#### Local Employment

- Promote local recruitment based on the Company's operational needs, to reduce comprehensive labor costs and facilitate cultural exchange and integration, driving local employment in the areas where operations are located. During the reporting period, the proportion of local people in senior executives reached 40.6%.

#### Anti-discrimination

- Develop the *Anti-discrimination Regulations* to ensure that employees are not discriminated against based on gender, race, age, marital status, physical characteristics, surnames, regions, religious beliefs, and other differences during their employment. This guarantees employees' rights to equal employment. During the reporting period, a total of 7,441 ethnic minority employees and 11 employees with disabilities were hired, without any discrimination incidents.

#### Female Care

- Establish the *Regulations on the Protection of Female Employees*, to clearly define the labor prohibited for female employees and protective measures during menstruation, pregnancy, childbirth, and lactation.
- Provide facilities such as nursing rooms and include common women's diseases in the annual health examination plan. Additionally, offer exclusive benefits to women on International Women's Day.

## Remuneration and Performance Incentives

Following the principles of "Fairness, Justice, and Transparency", we continuously enhance our remuneration and performance management system. Through a fair and comprehensive system, the Company closely aligns the Company's overall goals with individual employee objectives, guiding and encouraging employees to achieve greater work outcomes and create a win-win success.

### Employee Remuneration System

To meet the strategic development needs of the Company, we establish a scientifically efficient remuneration system that ensures internal fairness and market competitiveness. The Company has formulated policies such as the *Remuneration Management System* and the *Remuneration Audit Implementation Measures*, and carried out internal remuneration management based on these regulations, ensuring reasonable and incentive remuneration for employees.

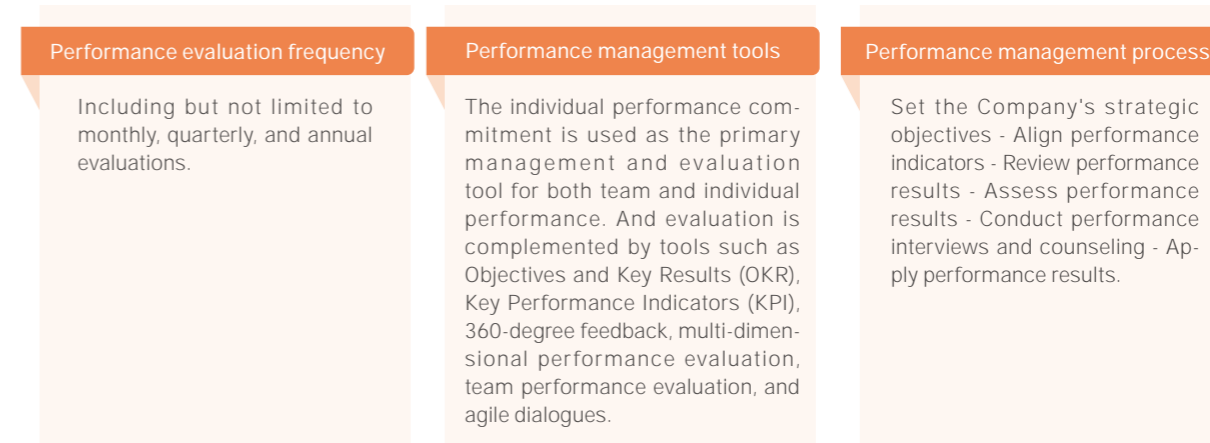
In strict compliance with local laws and regulations, the Company does not differentiate starting salaries or rewards based on factors such as gender, religion, politics, or marital status. Instead, the Company provides competitive salary packages through a fair, reasonable, and incentive remuneration management system. For executive remuneration management, the *Remuneration Management System* of the Company specifies differentiated settings based on the level of position influence, and implements different fixed-to-variable pay ratios for different job levels.

Furthermore, the Company regularly conducts remuneration adjustments and scheme optimization, analyzes internal and external remuneration competitiveness for various systems, hierarchical levels, job types, countries, and regions through remuneration diagnosis and benchmarking, and carries out annual salary adjustments and special personal-specific adjustments in an organized manner based on internal regulations.

### Employee Performance System

The Company continuously upgrades the *Performance Management System* as a means to break down business objectives at all levels, and guide and encourage employees to create more work outcomes and improve work efficiency. The performance evaluation covers the entire organization and all employees, and those who achieve excellent results will receive incentives such as bonuses, salary adjustments, and promotions.

### >>> Overview of Jinko Solar's Performance System



When initiating performance management, the Company establishes both organizational and individual performance targets, integrating internal control requirements such as integrity and compliance into the performance management and annual salary adjustment plans for all employees. All employees at X3 level and above are required to sign a commitment letter for clean governance, and regular 360-degree feedback on integrity is conducted, with the evaluation results linked to promotions, performance, and salary adjustments. In terms of employee performance interviews and consulting, the Company adopts an agile dialogue approach to engage with employees and help them enhance their capabilities. In applying performance results, the Company correlates individual performance with organizational performance using a weighted average approach, taking into account different job levels and responsibilities.

In terms of promotions and performance evaluations, the Company conducts comprehensive assessments that take into account any violations of discipline. Once significant violations of discipline are identified, a "one-strike veto" mechanism will be implemented. In terms of salary adjustments, the Company determines whether to grant eligibility for salary adjustment or postpone the effective date based on employees' compliance with rules and regulations.

### Employee Incentive Mechanisms

To motivate and retain key talents, the Company actively provides employees with reasonable and material rewards, including annual bonuses, medium-to-long-term incentives, and special incentives. The Company also holds special workshops to discuss the establishment of incentive mechanisms and quantitative schemes, aiming to develop effective incentive mechanisms benchmarked against the market.

The Company continuously improves stock incentive plan to stimulate the enthusiasm and innovative spirit of core talents. During the reporting period, the vesting conditions for the first tranche of restricted stock grants specified in the first vesting period under the 2022 Restricted Stock Incentive Plan have been met. On December 6, 2023, the Company completed the registration procedures for restricted stocks in batches for 851 middle and grassroots managers and professional technicians who met the vesting conditions, and these 5,193,983 shares of restricted stocks were listed for trading on December 12, 2023.

In addition, the Company has formulated the *Management Measures for Excellence Evaluation*, and conducted quarterly and annual excellence selections to find outstanding managers, employees, and teams. We established awards such as the "Jinko Eagle Award" (Jingying Award), "Jinko Project Award" (Jingxiang Award), "Jinko Innovation Award" (Jingying Award), "Jinko Lecturer" (Jingpai Lecturer), and "Outstanding Team Leader", and aimed to create a measurable, diversified, motivating, and sustainable honor system. During the reporting period, the Company updated and upgraded the quarterly and annual excellence selection process, as well as the 15-year Long Service Award.

### Employee Benefit System

Jinko Solar has established the *Benefit Management System* for all formal employees in China, which standardizes benefit measures and sets criteria to enhance employees' sense of belonging and cohesion. Additionally, the Company takes into account local consumption levels and policies at overseas operating locations, to provide statutory and special benefits for local employees by referring to the *Benefit Management System* established for domestic employees. The *Benefits Management System* also includes benefit provisions for executives, continuously optimizing their benefits based on market conditions and job attributes to ensure a competitive comprehensive executive benefit system.

The Company has a well-established benefit system. In addition to statutory benefits, the Company also provides employees with health guarantee benefits, life guarantee benefits, incentive benefits, and holiday and cultural construction benefits.

#### >>> Overview of Benefits for Domestic Formal Employees

<p><b>Statutory Benefits</b></p> <p>Including social insurance and housing provident funds, statutory holidays and annual leave, high-temperature protection, etc. During the reporting period, a total of 622 employees have enjoyed paid parental leave, with a total of 3,468 days of leave taken.</p>	<p><b>Health Guarantee Benefits</b></p> <p>Including health examinations and commercial insurance, including but not limited to employer liability insurance, supplementary commercial medical insurance, travel insurance, etc.</p>
<p><b>Holiday and Cultural Construction Benefits</b></p> <p>Including festival benefits, team-building activities, employee birthday celebrations, employee care activities, etc.</p>	<p><b>Incentive Benefits</b></p> <p>Including seniority allowances, night shift allowances, etc.</p>
<p><b>Life Guarantee Benefits</b></p> <p>Including communication subsidies, transportation subsidies, meal subsidies, etc.</p> <p>Some senior positions may apply for flexible working hours, and some subsidiaries may provide school enrollment quotas and summer/winter vacation care for employees' children based on local policies.</p>	

### Diversified Employee Care

Jinko Solar pays great attention to employee needs and is committed to creating a healthy, comfortable, and enjoyable work and living environment for employees. The Company continuously carries out diversified employee care activities, and enriches employees' leisure time to enhance their sense of happiness from physical and mental health, daily life, and spiritual culture.

#### >>> Employee Care Practices (Examples)

Recreational and Sporting Activities

- Mobilize employees to actively participate in activities such as "Knowledge Quiz", "Power of Role Models", "Parent-Child Trips", and "Fun Sports Games", and encourage employees to join clubs such as "Dance Club", "Yoga Club" and "Sports Club" to enrich their leisure time.
- Organize various celebration activities during festivals such as Dragon Boat Festival, Teacher's Day, National Day, Christmas, New Year's Day, Spring Festival, and Lantern Festival to create festive atmospheres.

- Establish and regularly update files for employees in need. Provide assistance to employees and their families in need through emergency assistance, regular assistance, and autumn assistance for education.
- Establish the "Jinko Solar Sunshine" special charity fund to provide timely assistance to employees and their immediate family members facing severe difficulties or emergencies.

Assistance for Employees in Need



# Employee Communication and Exchange

## Development of Communication Mechanisms

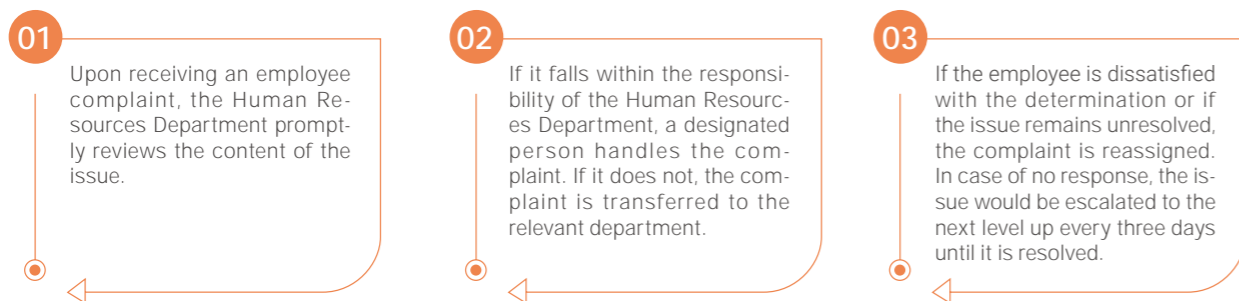
Jinko Solar is actively committed to fostering a free, harmonious, and friendly relationship among employees, and continually striving to maintain an open, mutually trustful, and smooth communication environment. Through a matrix of online and offline communication channels, the Company listens to and responds to employees' feedback and suggestions, and adopts feasible ones. Employees can provide feedback anonymously or with their names on issues such as compliant employment, harassment and abuse, discrimination, care for vulnerable groups, benefit protection, and working conditions through various communication channels.

### >>> Diversified Employee Communication Channels (Examples)



The Company has established a formal employee complaint-handling mechanism and process to categorize and manage employee feedback, with appropriate follow-up plans assigned based on the type and urgency of the issues raised, to ensure timely resolution. During the reporting period, the "U-talk with Executives" platform received a total of 1,344 pieces of employee feedback, achieving a 100% response rate.

### >>> Employee Complaint Handling Process



To better protect the privacy, the Company has established dedicated internal procedures and permissions for handling employee complaints, to ensure that the communication remains confidential and is only accessible to the handlers and those directly involved. During the reporting period, there were no incidents of information leakage regarding employee complainant information or complaint content.

## Democratic Management and Collective Consultation

Jinko Solar continuously enhances the development of democratic management system, and has established a labor union, encouraging active employee participation. Regular employee representative meetings are held to ensure that all employees have full access to information, participation, expression, and supervision, as well as access to union benefits. The union negotiates and signs a *Collective Agreement* with the Company, covering aspects such as working conditions, health and safety, basic rights and interests, training and development, anti-discrimination and anti-harassment, and special protection for female employees and those in pregnancy and lactation, to comprehensively safeguard the basic rights and interests of employees. During the reporting period, 100% of the Company's employees were protected by the *Collective Agreement*.

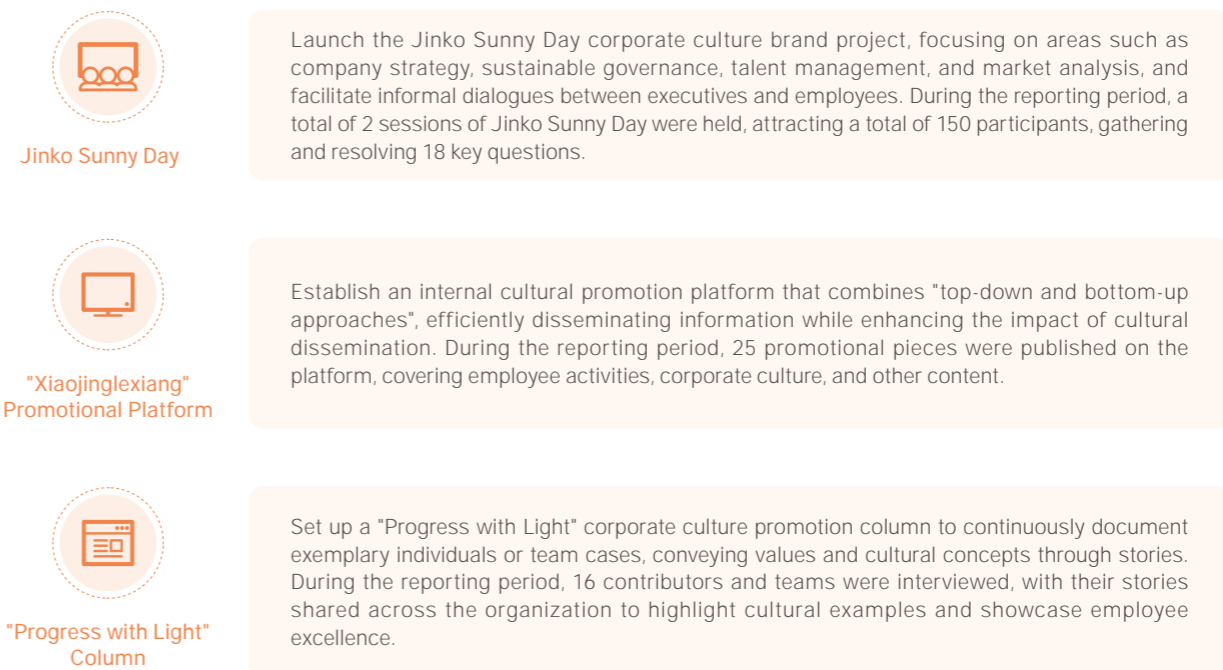
## Employee Engagement Surveys

Every two years, Jinko Solar conducts an employee engagement survey that explores employees' attitudes towards 12 key issues of a high-performing work environment, including corporate culture, job satisfaction, stress and well-being, training opportunities, and others. Based on the survey results, the Company gains a deeper understanding of employees' needs, which drives internal improvements within the Company, aids in the enhancement of corporate culture and the creation of a more efficient work environment. During the reporting period, the engagement survey was conducted among all employees, with a 96.2% effective participation rate, and 52% of them gave high scores. The survey revealed an average employee engagement score of 4.26 out of 5.

## Corporate Culture Development

To ensure that employees have a deeper knowledge, understanding and recognition of the Company's culture, Jinko Solar carries out various cultural awareness and promotion activities at different levels to enhance employees' sense of identity and belonging for the Company.

### >>> Corporate Culture Promotion Activities (Examples)



# Talent Training and Development

## Talent Development Strategy

As a globally positioned and industry-leading company, Jinko Solar continuously implements and deepens strategic development and talent cultivation efforts. Based on job characteristics, the Company strives to enhance dynamic talent management through efficient job-person matching, with aim to build a globalized and highly competitive talent team.

## Employee Promotion Channels

To select high-performing and high-potential talents who can create value for the Company's development, Jinko Solar has established management measures related to employee promotion, such as the *Promotion Management System*. Four horizontal development channels - management sequence, sales sequence, technical sequence, and functional support sequence, are designed to accommodate the individual needs of employees for career development.

To further enhance the selection and appointment of managers and professional elites, the Company implements measures such as providing frequent promotion opportunities throughout the year, offering year-round job transfer opportunities and priority to internal recruitment, and implementing well-designed rotation plans with comprehensive mechanisms and safeguards, to help employees broaden their career development paths both horizontally and vertically.

## Talent Pipeline Construction

The Company conducts an annual talent inventory in accordance with the *Talent Inventory and Echelon Talent Management System* to help discover and cultivate the reserve talent team. During the reporting period, a total of 1,065 high-potential individuals were identified through talent inventory. The Company provides tailored training programs to these high-potential employees to solidify their management knowledge and skills for their next stage of development.

In addition, the Company has developed a three-year talent development plan based on the distribution of employees across job levels, to continuously optimize the talent structure through targeted external recruitment and internal talent development initiatives. During the reporting period, the personnel structure and leader ratio were further optimized through talent development planning.

The Company also focuses on optimizing talent management through digital methods. During the reporting period, the Company completed testing of the online human resources applications system and promoted application throughout the Company. We achieved online integrated talent development management, forming an online closed-loop talent management system of "Setting standards - Clarifying needs - Identifying abilities - Inventorying talent - Addressing gaps".

## Talent Abilities Development

Jinko Solar attaches great importance to talent growth and training. The Company provides rich learning resources, tailored training programs and developmental guidance for employees in different positions. We aim to establish a diverse and inclusive learning-oriented organization that enables employees to maximize their value and potential.

## Employee Training System

The Company supports individualized development and comprehensive skill enhancement for employees, and has formulated *training management systems* such as the *Training Management System* and the *Internal Trainer Management Measures*, as well as standardized tools such as the *Training Quality Control Manual*, the *Leadership Training System Manual*, and the *Cadre Management Enablement Manual* to promote efficient training at various levels.

Starting from strategic talent development, key talent cultivation, professional competency development, and general competency cultivation, the Company has constructed a well-developed training system that assists employees at different positions and levels in achieving comprehensive enhancements in general skills, professional skills, management skills, as well as their awareness of social responsibility.

## »» Employee Training System

<p><b>General Skills</b></p> <p><b>Target scope:</b> all employees</p> <p><b>Training content:</b> self-management, business etiquette, office skills, etc.</p>	<p><b>Professional Skills</b></p> <p><b>Target scope:</b> professional positions such as marketing and technology</p> <p><b>Training content:</b> professional skills, product knowledge, sales skills, etc.</p>
<p><b>Management Skills</b></p> <p><b>Target scope:</b> cadres at all levels</p> <p><b>Training content:</b> management skills, leadership, execution, etc.</p>	<p><b>Social Responsibility Awareness</b></p> <p><b>Target scope:</b> all employees</p> <p><b>Training content:</b> diversity, anti-harassment and anti-abuse, integrity, information security and confidentiality, etc.</p>

## Series of Capacity-Building Trainings on Process Management

Based on the requirements of efficient management strategies, the Company has planned a series of process training enablement courses for managers at different levels and key business personnel, covering contents such as "Building an Efficient Integrated Supply Chain" and "Market-Driven R&D System Construction", complemented by visits to benchmarking enterprises. The objective of such a training series was to analyze current process management issues and pain points. Drawing on benchmark experiences, they explored how to construct a process system that supports long-term and effective business growth. During the reporting period, 229 employees participated in this training, with a participation rate of 71%. Through this training, management personnel at all levels and key business personnel have enhanced their awareness of process management, and actively participated in and promoted the optimization and reform of enterprise processes.



### Jinko Solar Digital Intelligence AI Innovation Competition

Based on the construction requirements of an innovative organization, the Company has organized the Jinko Solar Digital Intelligence AI Innovation Competition for all employees, encouraging them to find breakthroughs in business scenarios and introducing evaluation and incentive mechanisms to drive the generation, transformation and application of innovative achievements. By fostering high-value scenarios, the competition has achieved a virtuous cycle of innovation from exploration to implementation. The competition not only improves employees' understanding of big data and AI technologies but also inspires the formation of a sustainable innovation mechanism within the Company. During the reporting period, a total of 525 employees registered for this competition, resulting in 102 L1-certified professionals with 6 public classes and 65 professional coaching sessions provided. Among 26 projects, 14 teams were selected for the preliminary round, and eventually, 8 teams advanced to the finals. The innovative technologies from these projects have been applied to actual business operations, with an estimated cost savings of over RMB 7.64 million for the Company.



### Deep Exploration of Training Resources

The Company has established a systematic learning platform and provided resources for employees, creating a learning platform named E-learning Talent Online, equipped with general, professional knowledge, management skills, and social responsibility training resources to support the orderly conduct of training programs. During the reporting period, there were 20,582 instances of learning on the E-learning platform, totalling 333,781.55 hours of learning time.

Additionally, through the talent online learning platform, the Company has built a team of internal trainers and training projects, fully utilizing internal talent resources to promote the inheritance and sharing of culture, knowledge, and experience, and facilitate the internalization of external knowledge as well as accumulation and sharing of internal knowledge. During the reporting period, a total of 603 employees obtained certifications as beginner, intermediate, and advanced internal trainers, leading to the delivery of a total of 1,019 courses.

### Industry Talent Incubation

Guided by industry demands, the Company has established a precise talent incubation system, and deepened cooperation with universities and colleges to jointly explore innovative models for talent development in the photovoltaic sector. At the same time, the Company is committed to building a diversified talent team and promoting the advancement of female leadership, to ensure that the Company maintains a leading position in the industry.

### Talent Recruitment and Employment

The Company views the selection of campus talents as a crucial aspect of talent strategy. Leveraging standardized campus recruitment and hiring processes, as well as increasing investments and scales in campus recruitment, the Company continuously enhances employer brand influence in campus recruitment. Based on comprehensive assessments of candidates' abilities, the Company categorizes graduates into different types, including "Jinko Elite", "Jinko Seed", and "Management Trainee". And we develop specialized training programs tailored for graduates to facilitate their rapid growth in areas like career transition, professional skills development, and cultural integration. During the reporting period, the Company recruited a total of 1,151 graduates.

Moreover, the Company has also established a mid-to-long-term talent development program for top-tier talents from the social recruitment, known as the "Elite Talent Program". Through rotational assignments across multiple systems and face-to-face communication with executive mentors, the program helps participants step onto a fast-track growth path. During the reporting period, the Company recruited 27 participants for the "Elite Talent Program".

### Educational Advancement Support

The Company actively collaborates with renowned universities to promote higher education by providing tuition sponsorship to encourage employees to pursue educational advancement, including upgrading from an associate's degree to a bachelor's degree and from a bachelor's degree to a master's degree. The Company offers educational advancement projects to all employees and provides financial support to those who meet certain criteria, such as "a certain number of years of work experience, continuous excellent results in performance evaluations, and significant contributions to the Company's development". Employees with exceptional contributions may be exempted from the work experience requirement. During the reporting period, the Company collaborated with universities such as Nanchang University, Jiangxi Normal University, Jiangxi University of Science and Technology, and the Open University of China to jointly carry out educational advancement projects, sponsoring over 200 employees to further their education with total sponsorship exceeding RMB 330,000.

### Promoting University-Enterprise Cooperation

The Company is committed to exploring innovative models for talent development and scientific research through university-enterprise cooperation. Through joint talent cultivation and the joint establishment of intelligent manufacturing industry colleges, we collaborate with universities to foster an ecological chain of talents within the photovoltaic industry. As of the end of the reporting period, the Company has conducted a deep integration of industry and education with multiple universities, including Sichuan University, China University of Mining and Technology, Ningbo University, Hong Kong University of Science and Technology, and the University of New South Wales, achieving collaborations for multiple projects.

The Company has also established long-term collaborations with multiple universities and professional research institutions to assist employees in enhancing their professional knowledge and practical skills through joint training programs. During the reporting period, 364 employees participated in specialized training courses initiated by external organizations, to continuously improve their knowledge systems through studying the professional courses.

### Supporting Women's Development

The Company attaches great importance to issues related to gender equality and women's empowerment, aiming to empower women's leadership through an open, diverse, and equal workplace environment. We encourage employees to actively participate in courses designed to empower women's leadership, and promptly disseminate the relevant training outcomes internally, laying a solid awareness foundation for creating an inclusive workplace.

During the reporting period, Dany Qian, the Vice President of the Company, attended a seminar on women's leadership organized by UNGC and Yicai, where she shared her insights on relevant topics and showcased the Company's unwavering support for global efforts in empowering women's leadership. Additionally, the Company selected key employees in critical positions to participate in the Target Gender Equality Accelerator (TGE) program hosted by the United Nations Global Compact, and receive comprehensive training on gender equality and women's empowerment.

# 05

## Stick to the Bottom Line, Produce Safely

- Production Safety Management
- Safety Risk Prevention and Control
- Occupational Health Management
- Cultivation of Safety Culture



# Production Safety Management

## Production Safety Objectives and Guidelines

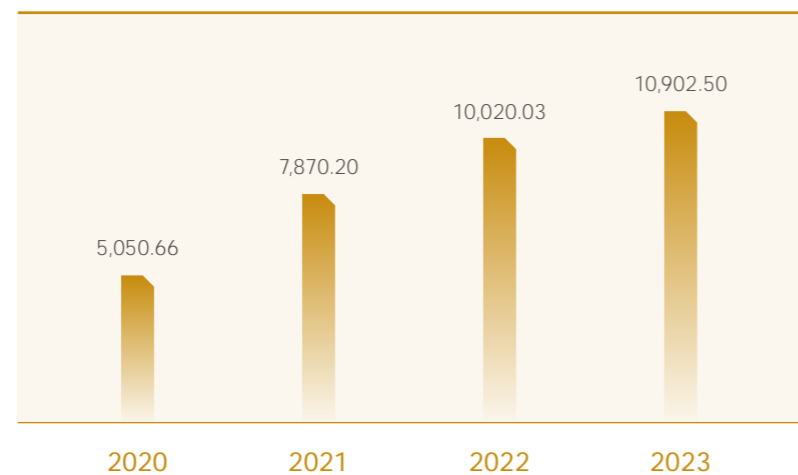
Jinko Solar has always adhered to the guideline of "Safety first, Prevention oriented, and Comprehensive management". We continuously strengthen and implement our own primary responsibilities to ensure the stable and healthy progress of various work safety and occupational health management efforts. As of the end of the reporting period, 85.71% of the Company's bases in operation have obtained ISO 45001 Occupational Health and Safety Management System Certification. And the bases in Shangrao Jiangxi, Haining Zhejiang, Yiwu Zhejiang, Leshan Sichuan, Chuzhou Anhui, and Hefei Anhui, among others, have passed production safety standardization audits.

Guided by the policy of "Compliance, Standards, Guidance, Supervision, and Evaluation", the Company organizes all employees to sign safety target responsibility agreements each year, linking indicators such as "production accident rate" to the performance evaluation of senior executives, department managers, and relevant positions, to ensure implementation of the accountability system and effective management. For teams and individuals with outstanding performance in evaluations, the Company provides incentives such as bonuses and honors as appropriate. Throughout the reporting period, the overall safety production situation remained stable, with no general or major work safety accidents.

### >>> 2023 Production Safety and Occupational Health Management Goals and Achievements

Evaluation Indicators	Goals	Achievement Status
Blue-Level II and above fire accidents	≤7	0
Yellow-level EHS accidents	≤7	0
Injury rate per million working hours	0.85	0.39
Due hazard rectification rate	100%	100%
EHS compliance rate	100%	100%

### >>> Total Investment in Production Safety and Occupational Health (unit: RMB 10,000)



## Production Safety Management System

Jinko Solar follows the overall requirement of "horizontal coverage and vertical depth" to establish a safety production responsibility network system that covers all departments, positions, and personnel. We have established and improved a work safety management system with production safety responsibility as the core, to ensure effective management and continuous optimization of production safety.

## Production Safety Management System

Considering the Company's operational management practices, Jinko Solar continuously strengthens the review and improvement of various production safety-related systems to ensure that all production safety management work is based on evidence and following established procedures. In 2023, the Company updated and released a total of 23 production safety-related systems, including the *EHS Education and Training Implementation Guidelines*, the *Special Operation Management System*, the *Chemical Management System*, and the *EHS Audit Management System*. The relevant personnel were organized to thoroughly study the updates of these systems to ensure their full implementation.

## Construction of Production Safety Organization

The Board of Directors is responsible for overseeing and making decisions on EHS-related policies and goal setting, as well as making decisions on significant EHS issues. To enhance the coordination and management capabilities of EHS, the Company has established the EHS Management Committee, chaired by the Chief Operating Officer. The COO is responsible for the specific management and advancement of EHS goals and policies, and regularly reports the achievements of various EHS management work to the Board of Directors. The EHS Management Committee has signed occupational health and safety management goals, indicators, policies, and management plans, and further clarified the management direction. Under the EHS Management Committee, the Headquarter EHS Center is established as a permanent institution to coordinate and manage various EHS management matters. In September 2023, the Company held a new session of the EHS Management Committee, and incorporated the safety system and culture construction, safety standardization management, and essential safety improvement into the key areas of occupational health and safety management.

The Company continuously strengthens the construction of safety talent teams through external recruitment and internal training. As of the end of the reporting period, there were a total of 49 registered safety engineers, accounting for over 15% of the workforce, mainly responsible for organizing hazard identification and evaluation, hidden danger investigation and control, safety training and education, and emergency response drills.

## Production Safety Audit

To further strengthen EHS management and ensure the effective implementation of EHS work, the Company has established the *EHS Audit Management System* and the *Management System for EHS Non-conformance Correction and Preventive Measures* and advanced the correction and continuous improvement of the EHS management system to achieve EHS goals.

The Company conducts EHS audits quarterly, covering all production bases, to identify and assess the risks in production processes and facilities, construction safety, production environment, and occupational health and safety accidents. During the reporting period, the Company circularly conducted 98 internal safety audits and carried out comprehensive rectification after the completion of the audits.

## Strengthening Safety Management of Partners

To strengthen the management of relevant parties and prevent EHS risks during the implementation of external cooperation projects, the Company has formulated the *Management System for EHS of Relevant Parties*, which is used for supervision and management of the entire process from entry to exit of relevant parties.

### >>> Key Points of Relevant Party EHS Management

- Access Stage** Strictly review the qualifications of relevant parties and urge them to implement EHS management effectively.
- Mobilization Stage** Conduct EHS training and explain the Company's key EHS concerns and precautions.
- Production Stage** Regularly identify EHS hidden dangers, and promptly engage with responsible persons to advance the rectification of hidden dangers.



# Safety Risk Prevention and Control

## Safety Hazards Investigation

Jinko Solar has established a long-term mechanism for the investigation and management of safety hazards. Following the principle of primary responsibility by local departments, the Company continuously strengthens the investigation, supervision, and management of safety hazards across all production bases to ensure the timely discovery and elimination of potential safety hazards within the production process and safeguard employee safety and health. During the reporting period, the Company conducted a total of 1,412 special safety inspections, with all discovered hazards being rectified according to plans.

### >>> Mechanism for Safety Risk Investigation and Management

 <b>Intelligent Early Warning</b>	Establish ten fundamental EHS management modules and utilize AI monitoring and Internet of Things (IoT) technologies to dynamically predict and provide early warnings for safety risks.
 <b>Hierarchical Control</b>	Establish a list of responsibilities for each job level, requiring responsible persons to lead daily safety inspections and continuously carry out multi-level hazard investigation and management.
 <b>Regular Investigations</b>	Conduct monthly special safety inspections and quarterly comprehensive audits, with additional special hazard investigations during extreme weather, holidays, and other critical periods.
 <b>Supervision and Evaluation</b>	Assign dedicated personnel for daily inspections of critical hazards, key equipment, and key areas, and introduce drones for safety monitoring in key regions to ensure normal operation.
 <b>All-staff Engagement</b>	Promote the participation of all employees in the "Snap and Report Hazards" initiative and encourage them to submit potential hazards and improvement suggestions. During the reporting period, the adoption rate for employee-reported hazards reached 94.67%.
 <b>Expert Support</b>	Engage external technical experts to conduct comprehensive risk identification and analysis for various processes, summarize and diagnose the identified hazards, and then develop focused improvement measures.
 <b>Proposal Improvement</b>	Collect, promote, and evaluate safety improvement suggestions from all employees. During the reporting period, a total of 1,574 safety improvement projects were implemented, with improvement rewards totalling RMB 610,000 and cumulative improvement benefits of RMB 6.33 million.



Special Hazard Inspection



Routine Hazard Inspection

## Safety Emergency Response Management

Jinko Solar attaches great importance to the construction of a production safety emergency response management system. Each production base has established a sound safety emergency response management system in accordance with local laws and regulations. Each production base has set up an emergency coordination center and emergency response teams, and implemented internal management evaluation mechanisms to ensure the organization responds efficiently and rapidly.

### Safety Emergency Response Plan

In accordance with the requirements of the *Guidelines for Enterprises to Develop Emergency Response for Work Place Accidents* (GB/T 29639-2020), Jinko Solar has developed the *Production Safety Accident Emergency Response Plan* and the *Emergency Plan for Sudden Environmental Incidents*. These plans clearly define the organizational structure, responsibilities, and response procedures for emergency response management. In addition, the Company has developed special emergency response plans such as the *Special Emergency Response Plan for Fire and Explosion Accidents*, the *Special Emergency Response Plan for Hazardous Chemicals Leakage Accident and Burn Injury*, the *Site Disposal Plan for Chemical Burn Injury Accident*, the *Site Disposal Plan for Fire Accidents*, and the *Site Disposal Plan for Other Production Safety Accidents*, and timely conducted reviews to ensure the effectiveness and applicability of these emergency response plans.

### Safety Emergency Response Drills

Each production base of Jinko Solar has developed detailed safety emergency response drill plans and submitted them to the relevant government authorities for record as required. Special emergency response plan drills are conducted once a year at each production base, while major hazard source emergency response drills and on-site handling plan drills are conducted every six months. These have effectively improved the overall rapid response and safety emergency response capabilities of teams, to ensure effective prevention, control, and proper handling of all safety emergency response matters. During the reporting period, a total of 4,781 safety emergency response drills were conducted, with a total of 171,991 attendances.



Rapid Response in Safety Emergency Response Drill



On-site Safety Emergency Response Drill

## Chemical Management

Jinko Solar has developed and continuously improved the *Chemical Safety Management System* and the *Manual for On-site Standardized Management of Chemicals*, clarifying the requirements for the safe management of chemicals throughout their lifecycle. Following the requirements of relevant management systems, the Company updates the list of hazardous chemicals annually, specifies the types of chemicals involved in production and operation, and implements classification management based on the characteristics of different types of chemicals.

With the goal of "zero leakage of hazardous chemicals", the Company implements meticulous management in various aspects, such as the import, procurement, transportation, storage, receipt, on-site storage and use, waste treatment, and emergency response of chemicals, and we have included this indicator in the performance evaluation of relevant personnel. The Company actively conducts research and explores the use of less hazardous alternative substances to continuously reduce the risks associated with the use of hazardous chemicals. During the reporting period, the Company successfully achieved the preset goal with no leakage of hazardous chemicals.

The Company also places emphasis on the dissemination of chemical knowledge, and provides targeted training for chemical warehouse management staff, new EHS employees, and all EHS staff to ensure that training covers everyone and produces tangible results. During the reporting period, the Company produced training videos on chemical safety management to convey management requirements to employees at all levels more visually, and further enhance their awareness on safety management of hazardous chemicals.



Specialized Training on Hazardous Chemical Management

## Occupational Health Management

### Occupational Health Management System

Jinko Solar places a strong emphasis on employee health and safety. In strict compliance with labor laws and occupational health and safety regulations in various operating locations, the Company has developed internal systems such as the *Occupational Health and Safety Management System* and the *Occupational Disease Hazard Warning and Notification System*, which have clearly defined the objectives of occupational health management, procedures for identifying and protecting against occupational hazards, and plans for occupational health and safety education and training. The Company takes a comprehensive approach to prevent, control, and eliminate occupational hazards in the work environment, to enhance the level of occupational hazard prevention and control management.

In addition, the Company has established a standardized process for investigating and handling occupational injury accidents internally. In the event of an accident, injured employees will be sent for medical treatment promptly, and an accident investigation team is immediately formed to conduct. Moreover, the improvement and corrective measures will be formulated, and progress in implementing these measures will be continuously monitored. During the reporting period, there were no work-related fatalities among employees.


### »» Process for Investigating Occupational Injury Accidents



### Identification and Management of Hazardous Factors

The Company identifies hazardous factors through the evaluation of the controlling effectiveness of occupational hazards, and establishes a list of positions with occupational disease hazards. In addition, we entrust a professional and qualified third party to conduct an annual detection of occupational hazard factors. Based on the detection results of occupational hazard factors, the Company continuously improves the occupational health management system through measures such as engineering renovations, procurement of safe and environmentally friendly equipment and facilities, inspection of special equipment, and upgrading of personal protective equipment (PPE). By these means, we ensure the timely identification and handling of potential hazards and reduce the likelihood of occupational diseases.

In March 2023, the Company conducted the annual detection of occupational hazard factors. According to the *Detection Report on Occupational Hazard Factors* issued by the testing agency, the occupational exposure limits for all hazardous factors in the workplace comply with the requirements in the *Occupational Exposure Limits for Hazardous Agents in the Workplace Part 1: Chemical Hazardous Agents* (GBZ 2.1-2019) and the *Occupational Exposure Limits for Hazardous Agents in the Workplace Part 2: Physical Agents* (GBZ 2.2-2007).



Monitoring of Occupational Hazards

## Occupational Health Monitoring and Care

Jinko Solar prioritizes the health and safety of employees and implements comprehensive measures to effectively prevent and control the emergence of occupational hazards in the workplace and the occurrence of occupational diseases among production line employees. During the reporting period, a total of 128 employees were identified with occupational contraindications, and all such employees have been reassigned in strict accordance with the requirements of the *Law of the People's Republic of China on Prevention and Control of Occupational Diseases*. Thanks to the effective implementation of a series of measures, there were no cases of occupational diseases during the reporting period, demonstrating effective control over various occupational health risks.

### >>> Core Measures for Occupational Health Protection

- Notification of Occupational Hazards**

Inform employees of occupational hazards and their impacts, as well as occupational health protection measures and emergency response methods, through the signing of occupational hazard notification forms, posting of occupational hazard notification cards at the worksite, and timely placement of occupational hazard notification instructions and warning signs near affected workstations. As of the end of the reporting period, all employees in occupations with contraindications have signed the occupational hazard notification forms.
- Provision of Protective Equipment**


Provide labor personal protective equipment (PPE) that meets local occupational health and safety requirements based on the hazards specific to different job positions, such as safety helmets, noise-reduction earplugs, special masks, safety shoes, acid and alkali-resistant gloves, goggles, and cut-resistant gloves.
- Physical Examinations for Employees in Occupations with Contraindications**

Ensure full-cycle coverage of pre-employment, in-service, and post-employment physical examinations for employees in occupations with contraindications, and organize annual health examinations for all employees, to establish occupational health monitoring records for each employee. During the reporting period, 100% of employees received occupational health examinations.
- Prevention of Repetitive Strain Injuries**

Formulate special management regulations for preventing repetitive strain injuries, and adopt measures such as scheduling reasonable work breaks, encouraging stretching exercises during work intervals, considering job rotation when necessary, and providing ergonomic office equipment, to prevent employees from suffering repetitive strain injuries.
- Occupational Health Education**

Organize regular occupational health education activities, including knowledge competitions and specialized training on occupational health, free clinics and consultations on occupational health, first aid training, fire safety drills, etc. During the reporting period, a total of 4,779 education sessions related to occupational health and production safety were conducted.
- Mental Health Care**

Actively explore the programs for employee mental health, conduct special counseling lectures on mental health, and provide professional mental counseling services through the deployment of health engineers and counseling rooms at some production bases, with the aim to help employees promptly relieve stress.



Special Free Clinic for Women



Wear Personal Protective Equipment (PPE)

### Comprehensive Noise Reduction Measures

Noise is a common occupational hazard. To further mitigate its harmful effects, the Company has undertaken engineering modifications in workshops to reduce noise sources. We introduced advanced, environmentally friendly, and low-noise equipment, purchased sound-absorbing materials, and employed special equipment such as soundproof covers to enclose excessive noise sources. Additionally, the Company regularly monitors the noise levels in designated areas, provides and requires the use of noise-canceling earplugs for employees exposed to noise, and enhances the greening of the factory premises to continuously reduce noise hazards in the workplace. Due to the effective noise hazard control measures, there were no significant adverse events related to noise that occurred during the reporting period.



Noise Protection and Improvement Devices

## Cultivation of Safety Culture

Jinko Solar places emphasis on developing a corporate safety culture and is committed to continuously enhancing the safety awareness of all employees. We maintain a 24-hour duty phone line and an employee suggestion box to receive feedback and suggestions on production safety and occupational health-related policies and on-site management practices from all staff members around the clock. Additionally, we regularly conduct EHS questionnaires at various production bases to gather employee feedback on EHS work. During the reporting period, the Company received 15,936 valid EHS questionnaire responses. We promptly analyzed the collected feedback, and incorporated it into the production safety management improvement plan based on the urgency and severity of the issues.

The Company strictly implements comprehensive safety training and education for all employees and conducts regular production safety and occupational health training activities based on different categories of employees and their actual needs. These include special events such as "Production Safety Month", "Occupational Health Week", and "Fire Safety Month", as well as some specialized training such as Talent Online courses, skill enhancement training camps, the first lesson on safety after the resumption of production, safety management systems, special equipment management, electrical safety, occupational health management, traffic safety, safety accident warning education, and safety knowledge competitions. The main responsible persons for EHS work, full-time safety management personnel, and special operation personnel have all received training and certification in accordance with national regulations. Pre-job training is also implemented for newly hired employees. During the reporting period, a total of 4,779 training sessions related to occupational health and safety for various employees were conducted, with a total duration of 2,497,821 hours.

Number of training sessions related to occupational health and safety

**4,779**

Total hours of training

**2,497,821**



Skill Enhancement Training Camp



Safety Knowledge Competition



Occupational Health Publicity Week



Fire Safety Knowledge Competition

### Conducting "Production Safety Month" Activity

In June 2023, during the 22nd National "Production Safety Month", Jinko Solar's various business units and bases carried out a series of activities under the theme of "Everyone Talks about Safety, Everyone Knows about Emergency Response", including safety education and training, safety competitions, safety emergency response drills, safety messages, and creative short videos, and other measures. The activity effectively improved employees' knowledge and awareness of production safety.



The First Lesson on Safety Theme Training



Safety Quiz with Prizes



Safety Debate



Safety Promotion Boards in the Factory Area



Safety Skills Competition



Safety Emergency Response Drill

# 06

## Virtue of Goodness, Cooperating for Harmony

- Engagement of Community Co-construction
- Cultivation of Future Talents
- Maintenance of Ecological Harmony
- Enhancement of Livelihood and Well-being



## Engagement of Community Co-construction

In the process of conducting business, Jinko Solar operates with a sustainable approach and actively enhances the lives of residents in neighboring communities, giving back to the local community by leveraging business and resource advantages. The Company collaborates with internal and external stakeholders to conduct community impact assessments, community engagement, and community volunteer actions. We would like to work together to contribute to the prosperity of the community.



### Community Impact Assessment

We regard ourselves as part of the community, and strictly adhere to the laws and regulations of the countries and regions where we operate. We regularly identify and assess the impact of business operations on the community environment and society through environmental impact assessments for new projects, EHS audits, and social responsibility audits, thereby minimizing any potential negative impacts on local communities.



### Community Engagement

We actively engage in maintaining effective communication and interaction with stakeholders, and identify and collect issues that need urgent attention to the development of surrounding communities on the premise of respecting local cultural practices and customs. We address and respond to legitimate concerns raised by community residents, and establish good communication and connections with the community. The Company has designated Community Relations Managers in overseas production bases to assist in various community development activities.



### Community Volunteer Actions

We continuously participate in community construction and management, and conduct public welfare activities such as respecting and caring for the elderly, supporting students, and providing care and support to special groups in the communities where we operate. And also we regularly organize employees to participate in volunteer activities such as environmental cleanup and blood donation, to address the needs of the community and promote sustainable development.

### Caring for Left-behind Children at Dadi Primary School

Jinko Solar has long been committed to addressing the specific needs of left-behind children and providing them with comprehensive care and support, to help them grow in a healthy and happy environment. In May 2023, the Company organized volunteers to visit Dadi Primary School in Dongtuan Township, Shangrao Economic and Technical Development Zone, to carry out the "Caring for Left-behind Children, Spreading Warmth to Dadi" volunteer service activity. The students were provided with school supplies such as backpacks, pen boxes, notebooks, and snack gift sets. While gaining a deeper understanding of the children's learning and living conditions, as well as the challenges they face, the volunteers encouraged the children to approach life with a positive and optimistic attitude. The volunteers promoted the spirit of "dedication, friendship, mutual assistance, and progress" in volunteer service.



Exam Transport Service with Love Supports Students in the College Entrance Exam



Extending Greetings and Showing Solicitude to Left-behind Children at Jiaxuan Primary School



## Cultivation of Future Talents

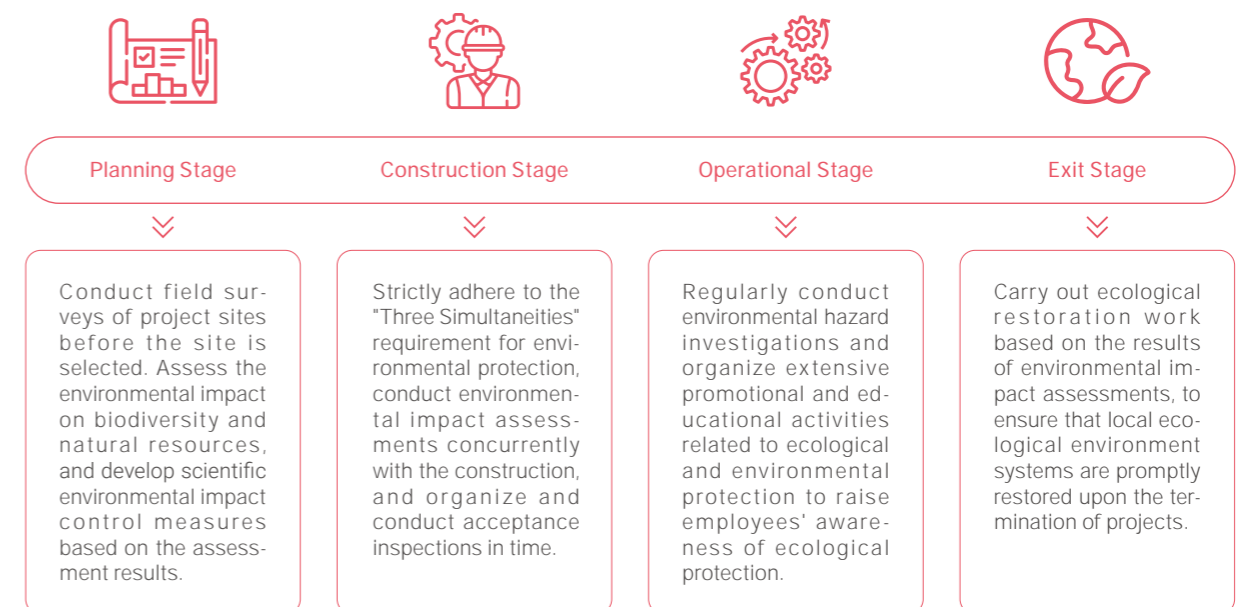
Jinko Solar actively fulfills social responsibilities. We place education development at the pivotal position, and emphasize the cultivation of future talents. The Company has established the Jinko Qingmiao Foundation, through which it carries out special donation programs and public welfare activities, aiming to support the healthy growth of more students with the power of enterprise. In 2023, the Company expanded the focus on the cultivation of future talents from young children to a broader range of students. Through the Jinko Qingmiao Foundation, the Company established the Special Fund of "Qingmiao" Education and Scholarship at Yuhuan High School. In addition, in collaboration with Fudan University and Shanghai International Studies University, we set up a special fund to assist more students in their growth and development.

<p><b>Jinko Qingmiao Foundation</b></p>	<p>The Company has established the Jinko Qingmiao Foundation as a platform for external donations. The Foundation has continuously improved and perfected its archive management system and equipped itself with a team of professionals combining full-time and part-time personnel. With the cultivation of future talents as its core direction, the Foundation is committed to providing timely assistance to more students.</p>
<p><b>Construction of Qingmiao Experimental Primary School</b></p>	<p>Since 2018, Mr. Li Xiande, Chairman of Jinko Solar, has cumulatively donated over RMB 20 million through the Jinko Qingmiao Foundation to construct the Qingmiao Experimental Primary School in Hengfeng County, providing compulsory primary education to 1,200 students in 24 classes. Additionally, senior executives of Jinko Solar have jointly donated to establish the "Singularity" Scholarship, to help students at the Qingmiao Experimental Primary School pursue their development based on their individual interests and potential. Furthermore, the Company shows solicitude for the students on various occasions.</p>
<p><b>Establishment of the Special Fund of "Qingmiao" Education and Scholarship at Yuhuan High School</b></p>	<p>In 2023, Mr. Li Xiande, Chairman of Jinko Solar, donated through the Jinko Qingmiao Foundation to establish the Special Fund of "Qingmiao" Education and Scholarship at Yuhuan High School, with aims to reward teachers who have made outstanding achievements in areas such as the college entrance examination and the improvement of educational and teaching quality, as well as outstanding students who excel in both academics and character. The total amount of the Fund is RMB 10 million, with an annual allocation of RMB 1 million for a duration of 10 years, starting from 2023.</p>
<p><b>Establishment of Freshman Scholarship</b></p>	<p>In 2023, the Company donated funds to establish the "Jinko Freshmen Scholarship" at Fudan University, to support the students from Shangrao in their academic and daily lives at Fudan University, and also facilitate the conduct of academic activities by Fudan faculty and alumni in Shangrao. This effort helps broaden students' horizons and clarify their career paths.</p>
<p><b>Creation of Discipline Development Fund</b></p>	<p>The Company has reached an intention with Shanghai International Studies University to establish the "SISU-Jinko Law Discipline Development Fund" and will officially initiate donations in early 2024. With the support of this fund, the Company will contribute to the construction of the law discipline, talent cultivation, and scientific research for the Law School of Shanghai International Studies University.</p>

## Maintenance of Ecological Harmony

### Ecological Protection during Construction

The Company strictly follows domestic and international laws and regulations, such as the *Law of the People's Republic of China on Environmental Impact Assessment* and the *Regulations on the Administration of Construction Project Environmental Protection*, and integrates the concept of ecological protection into the entire lifecycle of engineering construction. We explicitly state that biodiversity protection must be considered during project development, construction, and operational activities, to minimize the impact of production and operations on the environment, natural resources, and biodiversity. We would like to foster harmonious coexistence between society and nature.



### Promoting Ecological Harmony through Industrial Development

Under the overall requirements of the national ecological and economic development, the photovoltaic industry has increasingly close ties with agriculture and desertification control. As a leading enterprise in the photovoltaic industry, Jinko Solar actively explores the relationship between photovoltaic industry development and natural ecological protection. We promote the "photovoltaic+" model and apply photovoltaic technology to fragile ecological environments such as deserts and tidal flats, facilitating ecological restoration through projects like "photovoltaic sand control" and "complementary agriculture and photovoltaic".

The Company leverages industrial strengths to establish an integrated model of "tree planting + grass planting + breeding + power generation" in some desert areas. We combine photovoltaic products with agricultural planting, ecological breeding, and special tourism. By harnessing solar energy through the panels while fostering various industries underneath, the Company achieves multiple ecological benefits such as sand fixation, enriching vegetation diversity, and addressing biodiversity decline exacerbated by climate change. At the same time, this approach generates stable clean energy output and creates additional economic benefits for local agriculture, stock farming, and tourism. As of the end of 2023, the Company has implemented over gigawatt-scale photovoltaic sand control projects in Gansu, Ningxia, Qinghai, Inner Mongolia, and other regions.

### Tiger Neo Contributing to Desertification Improvement in Alxa League

Western Inner Mongolia is mostly composed of the Gobi Desert. Effective sand control, prevention of desert expansion, and suppression of dust storms have been ongoing challenges in this area. Jinko Solar has supplied approximately over 200,000 pieces of N-type TOPCon photovoltaic modules of the Tiger Neo series to the State Power Investment Corporation's (SPIC) Alxa League photovoltaic sand control project. The integration of new energy development with ecological restoration and governance has contributed to improving the fragile ecological environment of the region to some extent.

Through the extensive layout of photovoltaic modules, these modules prevent direct sunlight from reaching the ground surface, reduce evaporation of surface water, and facilitate vegetation growth. The project holds significant importance for the overall economic development, ecological protection, and desertification control in the Alxa League. During operation, the project is expected to achieve an average annual electricity generation of 208 million kWh.



## Environmental Protection Public Welfare with a Focus on Ecology

While ensuring ecological protection in operational processes, the Company continuously expands the possibilities of low-carbon and environmentally friendly public welfare efforts. By combining environmental concepts with public welfare strategies, the Company aims to mobilize a broader range of stakeholders to participate in environmental public welfare causes and disseminate the concepts of green, low-carbon, and ecological protection to a broader audience.

### Organizing the "World Earth Day" Environmental Protection and Public Welfare Theme Activity

In April 2023, Jinko Solar collaborated with external partners to conduct the "United Under the Blue Sky, Caring for Each Other" themed activities in celebration of Earth Day. Through a series of activities including mini-classes on environmental knowledge, creating promotional posters for Earth Day, participating in the "Talking Energy with the Future" Jinko Solar Night activity, and engaging in charity auctions, the Company aimed to enhance teachers' and students' awareness of environmental protection in an enjoyable and educational manner. During the charity auction segment, the painting "Green Earth" by a student from Qingmiao Experimental Primary School in Hengfeng County was collected by the United Nations Global Compact, urging more social forces to pay attention to environmental protection and public welfare on a broader platform.



## Enhancement of Livelihood and Well-being

As a leading company in the photovoltaic industry, Jinko Solar leverages business strengths and resource advantages to supply efficient photovoltaic modules to numerous countries and regions that suffer from economic backwardness and resource scarcity. By doing so, we provide local communities with clean, sustainable, and affordable electricity. We have done our best to accelerate the development of clean energy in the world.

### Integrated Photovoltaic and Energy Storage Solutions Boost Stable Electricity Supply in Kalobeyei Settlement

The Kalobeyei Settlement in Turkana County, Kenya, is a community created to alleviate the pressure on the Kakuma Refugee Camp. To assist this community in obtaining reliable and stable electricity supply, Jinko Solar has collaborated with organizations such as the United Nations High Commissioner for Refugees (UNHCR) and the African Clean Energy Fund to jointly advance the implementation of an integrated photovoltaic and energy storage microgrid project in the community.

This microgrid project utilizes Jinko Solar's efficient photovoltaic modules and containerized energy storage solutions, with a power capacity of 500kW and a battery storage capacity of 1,104kWh, to help connect over 2,700 users within the community to the electricity supply network. In 2023, this project was listed on the Wall Street CN - ESG Innovation Practice Award.



### Jinko Solar's Efficient Modules "Light up Africa"

Central African Republic faces a severe shortage of electric power and struggles with significant power supply challenges. In 2023, we supplied 25MW efficient modules to Construction Investment Group Co., Ltd. for a photovoltaic power generation project in the Central African Republic. This project marks our first participation in the World Bank Loan project in the Central and Western Africa region and plays a crucial role in the World Bank's "Light Up Africa" initiative.

Jinko Solar's high-efficiency modules provide a reliable source of clean energy, greatly improving electricity efficiency and promoting the utilization of clean energy in the region. Particularly for the capital city of Bangui, the smooth implementation of this project will alleviate the power supply pressure and provide sustainable green electricity for local industries and residents.





## Appendix

### Key Quantitative Performance Table

#### Environmental Performance

##### >>> Environmental Management

Indicators		Unit	2020	2021	2022	2023
Total investment in energy conservation and environmental protection		RMB 10,000	16,161.68	37,358.65	69,754.14	71,844.27
By type of inputs	Capital investment in energy conservation and environmental protection projects	RMB 10,000	/	/	/	40,911.08
	Operating expenses in energy conservation and environmental protection projects	RMB 10,000	/	/	/	30,933.19
Avoided and saved costs in energy conservation and environmental protection projects		RMB 10,000	/	/	/	307.36
Ratio of workplaces conducting environmental risk assessments		%	100	100	100	100
Number of pollution accidents		/	0	0	0	0
Number of violations of environmental or ecological laws and regulations		/	0	0	0	0
Amount of fines or penalties related to environmental or ecological issues		RMB 10,000	0	0	0	0

##### >>> Energy Management

Indicators		Unit	2020	2021	2022	2023
Total electricity consumption for production and operation		MWh	2,650,022.80	3,182,644.30	5,503,651.40	9,073,739.31
By source of electricity	Purchased electricity	MWh	/	/	5,458,249.95	8,873,880.24
	Photovoltaic self-generated electricity	MWh	/	/	45,401.45	199,859.07
By type of electricity consumption	Total non-renewable electricity consumption	MWh	/	1,788,009.57	2,812,365.86	4,362,653.86
	Total renewable electricity consumption	MWh	/	1,394,634.73	2,691,285.54	4,711,085.45
	Percentage of non-renewable electricity consumption	%	/	56.18	51.10	48.08
	Percentage of renewable electricity consumption	%	/	43.82	48.90	51.92

Indicators		Unit	2020	2021	2022	2023
Natural gas consumption		10,000 m <sup>3</sup>	302.10	330.00	421.20	510.54
Total energy consumption		10,000 kJ	964,758,285.45	1,157,494,833.00	1,996,302,695.40	3,284,713,462.23
By energy type	Total non-renewable energy consumption	10,000 kJ	/	655,426,330.20	1,027,439,902.94	1,588,722,700.23
	Total renewable energy consumption	10,000 kJ	/	502,068,502.80	968,862,792.46	1,695,990,762.00
	Percentage of non-renewable energy consumption	%	/	56.62	51.47	48.37
	Percentage of renewable energy consumption	%	/	43.38	48.53	51.63
Energy consumption reduction from energy-saving technological renovation projects		MWh	/	/	57,540.00	135,639.58
Energy consumption intensity		10,000 kJ/GW	20,504,958.25	18,945,509.25	16,908,362.23	14,677,856.45

Notes:

- 1) There was an increase in total electricity consumption for production and operation, purchased electricity, natural gas consumption, and total energy consumption, etc. in 2023, mainly due to the production of new projects at multiple bases, production capacity and shipments continued to increase.
- 2) The data on purchased electricity for the last two years has been verified by the third-party professional institution.
- 3) The data on photovoltaic self-generated electricity increased in 2023, mainly due to the increase in the number of the Company's PV projects on the plants and the ongoing benefits generated from some of the PV projects in previous years.
- 4) The data on energy consumption reduction from energy-saving technological renovation projects increased in 2023, mainly due to the increase in the number of the Company's technological renovation projects and the ongoing benefits generated from some of the technological renovation projects in previous years.

##### >>> Water Resource Management

Indicators		Unit	2020	2021	2022	2023
Total water withdrawal		10,000 tons	1,118.98	1,713.32	3,447.07	6,214.60
By source of water withdrawal	Water withdrawal from the municipal water supply	10,000 tons	/	/	/	5,879.41
	Surface freshwater usage	10,000 tons	/	/	/	335.19
Total net freshwater consumption		10,000 tons	/	/	/	6,214.60
Ultrapure water usage		10,000 tons	/	/	/	1,096.49

Notes:

- 1) There was an increase in the data on total water withdrawal in 2023, mainly due to the production of new projects at multiple bases, production capacity and shipments continued to increase.
- 2) The data on water withdrawal from the municipal water supply was verified by the third-party professional institution in 2023.

### >>> Wastewater Management

Indicators		Unit	2022	2023
Wastewater discharge		m <sup>3</sup>	18,779,941.53	48,985,522.24
By type of discharge	Production wastewater discharge	m <sup>3</sup>	14,292,748.82	42,183,247.93
	Domestic wastewater discharge	m <sup>3</sup>	4,487,192.71	6,802,274.31
Suspended solids		ton	170.62	543.44
Chemical oxygen demand		ton	1,159.27	2,339.34
Ammonia nitrogen		ton	69.32	181.59
Total nitrogen		ton	239.62	385.48
Total phosphorus		ton	5.87	14.01
Fluorides		ton	61.24	82.26

Notes:

1) There was an increase in the data on wastewater discharge, production wastewater discharge and discharges of suspended solids, chemical oxygen demand, ammonia nitrogen, total nitrogen, total phosphorus and fluorides in wastewater in 2023, mainly due to the production of new projects at multiple bases, production capacity and shipments continued to increase.

2) There was an increase in the data on the domestic wastewater discharge in 2023, mainly due to the increase in the number of employees and the water consumption of domestic facilities in the bases.

### >>> Exhaust Gas Management

Indicators		Unit	2022	2023
Exhaust emissions		10,000 m <sup>3</sup>	2,349,383.61	8,216,127.33
Particulates		ton	28.84	62.11
Nitrogen oxides		ton	48.03	35.56
Sulfur dioxides		ton	4.42	3.82
Volatile organic compounds		ton	32.45	104.36
Fluorides		ton	7.97	28.48

Notes:

1) There was an increase in the data on exhaust emissions and the emissions of particulates, volatile organic compounds, and fluorides in the exhaust gas in 2023, mainly due to the production of new projects at multiple bases, production capacity and shipments continued to increase.

2) There was a decrease in the data on nitrogen oxides and sulfur dioxides in the exhaust gas in 2023, mainly due to the Company's application of new HVAC technology and the reduction in boiler usage.

### >>> Waste Management

Indicators		Unit	2022	2023
General industrial solid waste production and disposal				
Total volume	Production volume	ton	181,973.82	261,356.38
	Disposal volume	ton	174,117.33	259,577.70
Sludge	Production volume	ton	68,934.23	88,354.57
	Disposal volume	ton	68,783.83	88,063.61
Silicon powder	Production volume	ton	65,560.61	88,049.35
	Disposal volume	ton	57,958.94	87,143.96
Domestic garbage	Production volume	ton	6,780.75	14,534.47
	Disposal volume	ton	6,757.64	14,518.27
Others	Production volume	ton	40,698.23	70,417.99
	Disposal volume	ton	40,616.92	69,851.86
General industrial solid waste disposal methods				
Landfill		ton	7,417.32	10,297.38
Incineration with energy recovery		ton	9,984.54	19,178.97
Incineration without energy recovery		ton	1,337.36	1,891.99
Other disposal methods		ton	68,783.83	88,063.61
Unknown disposal methods		ton	5,458.13	7,031.21
Recycle or reuse		ton	81,136.15	133,114.54
Hazardous waste production and disposal				
Production volume		ton	10,975.65	17,281.93
Disposal volume		ton	10,899.10	16,923.15
Safe handling rate		%	100	100
Hazardous waste disposal methods				
Landfill		ton	3,085.19	2,534.26
Incineration with energy recovery		ton	2,832.30	4,436.50
Incineration without energy recovery		ton	650.23	875.70
Other disposal methods		ton	772.34	862.26
Recycle or reuse		ton	3,559.04	8,214.43

Notes:

1) There was an increase in the data on production volumes of general industrial solid waste and hazardous waste in 2023, mainly due to the production of new projects at multiple bases, production capacity and shipments continued to increase.

2) The inconsistent data between waste production volume and disposal volume is mainly affected by the disposal cycle, with some waste being stacked and disposed of in compliance with regulations.

3) Other disposal methods for general industrial solid waste are mainly using sludge to make bricks and using calcium fluoride sludge to make fluorite lump ore, etc.

4) The unknown disposal methods for general industrial solid waste are mainly entrusted to outsourcers for unified disposal.

5) Other disposal methods for hazardous waste are mainly handed over to qualified third-party institutions for impurity removal, refining, purification and recycling.

### >>> GHG Management

Indicators		Unit	2020	2021	2022	2023		
Direct (Scope 1) GHG emissions			2.75	3.85	5.99	10.40		
Scope 1 GHG emissions by emission source	Stationary combustion source		/	0.81	0.91	1.10		
	Mobile emission source		/	0.72	0.87	1.86		
	Fugitive emission source		/	2.32	4.21	7.44		
Energy indirect (Scope 2) GHG emissions			117.08	194.50	315.73	507.49		
Other indirect (Scope 3) GHG emissions			/	1,207.96	1,716.08	2,945.79		
Scope 3 GHG emissions by source	Upstream		/	1,165.19	1,651.47	2,813.61		
	Downstream		/	42.77	64.61	132.18		
Scope 3 GHG emissions by category	Category 1: purchased goods and services	10,000 tCO <sub>2</sub> e	/	/	/	2,585.41		
	Category 2: capital goods		/	/	/	21.40		
	Category 3: fuel and energy related activities		/	/	/	150.37		
	Category 4: upstream transportation and distribution		/	/	/	47.94		
	Category 5: waste generated in operations		/	/	/	0.89		
	Category 6: business travel		/	/	/	0.35		
	Category 7: employee commuting		/	/	/	4.24		
	Category 8: upstream leased assets		/	/	/	3.01		
	Category 9: downstream transportation and distribution		/	/	/	119.94		
	Category 13: downstream leased assets		/	/	/	0.86		
	Category 15: investments		/	/	/	11.38		
	GHG emissions intensity (Scope 1+ Scope 2)			25.47	32.47	27.25	23.14	
	GHG emissions intensity (Scope 1+ Scope 2+Scope 3)		tCO <sub>2</sub> e/MW	/	230.18	172.60	154.78	

## Notes:

- 1) The GHG emissions for the past 3 years are categorized, calculated and reported in accordance with *the Greenhouse Gas Protocol: A Corporate Accounting and Reporting Standard*. In 2020, the Company mainly referred to the ISO 14064 for GHG emission inventory.
- 2) The Scope 1 and 2 GHG emissions data for the past 3 years cover all the bases in operation in the current year and Jinko's HQ Workplace (located at No.1, Lane 1466, Shenchang Road, Minhang District, Shanghai).
- 3) The direct (Scope 1) GHG emissions - stationary combustion sources and energy indirect (Scope 2) GHG emissions for the past 2 years are verified by a third-party professional organization.
- 4) The energy indirect (Scope 2) GHG emissions for the past 4 years are identical based on market and location accounting.
- 5) The other indirect (Scope 3) GHG emissions across value chain for the past 3 years are categorized, calculated, and reported in accordance with the *Greenhouse Gas Protocol: Corporate Value Chain (Scope 3) Accounting and Reporting Standards*. The calculation of other indirect (Scope 3) GHG emissions combines the actual situation of Jinko Solar and the characteristics of the industry in which it operates, with 11 of 15 categories related to Jinko Solar (some irrelevant categories are reasonable exclusions). The assessment was conducted using a combination of data collection from suppliers, internal stakeholders, and estimated industry data.
- 6) In 2023, there was an increase in the data of emissions of various categories, mainly due to the production of new projects at multiple bases, procurement volume, production capacity and shipments continued to increase.

### >>> Environmental Publicity and Education

Indicators	Unit	2021	2022	2023
Total investment in environmental publicity and education	RMB 10,000	/	137.76	168.13
Number of environmental publicity and education sessions	/	118	199	374
Total number of hours employees participating in environmental training	hour	/	875,613	947,360
Number of participating person-times in environmental training	/	/	59,505	64,626
Coverage rate of employee participating in environmental training	%	100	100	100

Note: The number of environmental protection publicity and education sessions increased in 2023, mainly due to the Company's higher requirements for environmental protection publicity and education in each base.

## Social Performance

### >>> Employee Employment Management

Indicators		Unit	2020	2021	2022	2023
Employee Structure						
Total number of employees		/	24,361	31,017	46,494	57,375
By gender	Number of male employees	/	17,257	22,111	33,639	41,908
	Number of female employees	/	7,104	8,906	12,855	15,467
By age	Number of employees aged 30 and below	/	/	/	22,893	30,383
	Number of employees aged 30-50	/	/	/	23,151	26,574
	Number of employees aged 50 and above	/	/	/	450	418
By rank	Number of executive management employees	/	/	/	60	61
	Number of middle management employees	/	/	/	1,316	1,685
	Number of junior management employees	/	/	/	2,988	3,944
By nationality	Number of grassroots employees	/	/	/	42,130	51,685
	Number of Chinese employees	/	/	/	/	47,054
	Number of overseas employees	/	/	/	/	10,321
By location	Percentage of Chinese management employees	%	/	/	/	90.83
	Percentage of overseas management employees	%	/	/	/	9.17
By location	Number of domestic employees	/	/	/	38,430	46,788
	Number of overseas employees	/	/	/	8,064	10,587

Indicators		Unit	2020	2021	2022	2023
By production attribute	Total number of employees in production entities	/	/	/	/	38,459
	Total number of employees in domestic production entities	/	/	/	/	30,728
	Total number of employees in overseas production entities	/	/	/	/	7,731
	Total number of employees in non-production entities	/	/	/	/	18,916
	Total number of employees in domestic non-production entities	/	/	/	/	16,060
	Total number of employees in overseas non-production entities	/	/	/	/	2,856
<b>Recruitment Management</b>						
Recruitment cost per new full-time employee		RMB	/	/	/	2,225.28
Number of employees recruited internally to fill vacant positions		/	/	/	/	379
Percentage of employees recruited internally to fill vacant positions		%	/	/	/	1.40
By gender	Number of female employees recruited internally to fill vacant positions	/	/	/	/	46
	Number of male employees recruited internally to fill vacant positions	/	/	/	/	333
By age	Number of employees aged 30 and below and recruited internally to fill vacant positions	/	/	/	/	258
	Number of employees aged 30-50 and recruited internally to fill vacant positions	/	/	/	/	121
Total number of new employees		/	/	/	/	27,324
By gender	Number of female new employees	/	/	/	/	6,835
	Number of male new employees	/	/	/	/	20,489
By age	Number of new employees aged 30 and below	/	/	/	/	17,193
	Number of new employees aged 30-50	/	/	/	/	10,105
	Number of new employees aged 50 and above	/	/	/	/	26
By rank	Number of new employees in executive management	/	/	/	/	4
	Number of new employees in middle management	/	/	/	/	416
	Number of new employees in junior management	/	/	/	/	1,193
	Number of new employees at the grassroots level	/	/	/	/	25,711
<b>Diversity &amp; Inclusion Equality</b>						
Number of ethnic minority employees		/	/	/	6,500	7,441
Number of employees with disabilities		/	/	/	17	11

Indicators		Unit	2020	2021	2022	2023
Ratio of local people in senior executives		%	/	/	38.00	40.60
Percentage of female management employees		%	/	/	/	18.63
By rank	Percentage of female executive management employees	%	/	/	18.90	20.00
	Percentage of female middle management employees	%	/	/	/	20.47
	Percentage of female junior management employees	%	/	/	/	18.00
By function	Percentage of female employees in revenue-generating departments	%	/	/	/	29.27
	Percentage of women in management in revenue-generating departments	%	/	/	/	24.62
	Percentage of female employees in STEM positions	%	/	/	/	11.73
	Percentage of female management in STEM positions	%	/	/	/	9.67

Notes:

- 1) There was an increase in the data on total number of employees in 2023, mainly due to the production of new projects at multiple bases and the construction of a new vertically integrated large base in Taiyuan, Shanxi province.
- 2) The top five employee nationalities by number of employees in 2023 are China, Malaysia, Vietnam, Nepal, and Indonesia, corresponding to 47,054, 4,796, 4,162, 451, and 372 employees, respectively.
- 3) In 2023, the data for the total number of new employees was large, mainly due to the production of new projects at multiple bases and the construction of a new vertically integrated large base in Taiyuan, Shanxi province.

»»» Employees' Rights and Interests

Indicators		Unit	2020	2021	2022	2023
Coverage rate of trade unions in units within China		%	100	100	100	100
Coverage rate of employees joining trade unions within China		%	100	100	100	100
Percentage of employees represented by trade unions who sign collective agreements with companies		%	100	100	100	100
Labor contract signing rate		%	100	100	100	100
Social security coverage rate		%	100	100	100	100
Number of social responsibility incidents arising from reporting		/	0	0	0	0
Coverage rate of internal regulations prohibiting child labor		%	100	100	100	100
Coverage rate of internal regulations prohibition of forced labor		%	100	100	100	100
Percentage of employees receiving diverse training		%	100	100	100	100
Percentage of workplaces conducting CSR audits		%	100	100	100	100
Percentage of workplaces conducting CSR impact assessments		%	100	100	100	100
Percentage of employees covered by social responsibility training		%	100	100	100	100

### >>> Employee Training and Development

Indicators		Unit	2020	2021	2022	2023
Employee training coverage rate		%	100	100	100	100
Amount of training investment per capita		RMB	/	/	/	806.04
By gender	Per capita training investment amount for men	RMB	/	/	/	766.39
	Per capita training investment amount for women	RMB	/	/	/	913.48
By age	Per capita training investment amount for employees aged 30 and below	RMB	/	/	/	699.68
	Per capita training investment amount for employees aged 30-50	RMB	/	/	/	932.10
	Per capita training investment amount for employees aged 50 and above	RMB	/	/	/	523.12
Total person-times of employee training		/	/	/	158,664	286,883
By gender	person-times of male employee training employees	/	/	/	98,372	164,895
	person-times of female employee training	/	/	/	60,292	121,988
Average training hours per employee		hour	/	/	50.52	62.38
By gender	Average training hours per male employee	hour	/	/	43.29	53.76
	Average training hours per female employee	hour	/	/	69.44	85.74
By age	Average training hours per employee aged 30 and below	hour	/	/	/	54.15
	Average training hours per employee aged 30-50	hour	/	/	/	71.76
	Average training hours per employee aged 50 and above	hour	/	/	/	64.53
By rank	Average training hours per employee in executive management	hour	/	/	/	115.74
	Average training hours per employee in middle management	hour	/	/	/	112.51
	Average training hours per employee in junior management	hour	/	/	/	102.38
	Average training hours per employee at the grassroots level	hour	/	/	/	57.63
Percentage of employees receiving regular performance and career development appraisals		%	100	100	100	100
Average hourly wage of female employees as a percentage of average hourly wage of male employees		%	/	/	/	116

### >>> Occupational Health and Safety

Indicators		Unit	2020	2021	2022	2023
Production safety and Occupational Health Management						
Total investment in production safety and occupational health		RMB 10,000	5,050.66	7,870.20	10,020.03	10,902.50
Percentage of employees represented and managed by the EHS department		%	100	100	100	100
Coverage rate of occupational health examination		%	100	100	100	100
Ratio of workplaces conducting employee health and safety risk assessments		%	100	100	100	100
Production safety and Occupational Health Training						
Coverage rate of production safety and occupational health training		%	100	100	100	100
Training sessions on production safety and occupational health		/	1,232	2,062	4,959	4,779
Per capita hours of production safety and occupational health training		hour	/	/	17.11	43.54
Number of person-times of production safety and occupational health training		/	89,541	96,575	73,532	613,662
Special Safety Inspections and Emergency Response Drills						
Total number of special safety inspections conducted		/	/	/	1,275	1,412
Due safety hazard rectification rate		%	100	100	100	100
Safety emergency response drill sessions		/	386	1,062	2,166	4,781
Number of person-times participating in safety emergency response drills		/	/	/	123,914	171,991
Production Safety and Occupational Health Incidents						
Number of particularly serious accidents		/	0	0	0	0
Number of serious accidents		/	0	0	0	0
Number of major accidents		/	0	0	0	0
Number of general accidents		/	0	0	0	0
Number of work-related deaths		/	0	0	0	0
Ratio of work-related deaths		%	0	0	0	0
Employee absenteeism rate		%	/	/	/	1.97
Lost working hours accident rate of direct labor force		/	0.1972	0.2200	0.1877	0.3003
Lost working hours serious accident rate of direct labor force		/	0.0337	0.0154	0.0069	0.0155
Number of occupational disease cases		/	0	0	0	0

## Notes:

- 1) In 2023, the data on per capita hours of production safety and number of person-times of production safety and occupational health training increased, mainly due to the Company's higher requirements for production safety and occupational health training per capita.
- 2) In 2023, the data for the number of safety emergency response drill sessions conducted increased, primarily due to the Company's higher requirements for emergency response drills at all bases.
- 3) In 2023, the data on the lost working hours accident rate of direct labor force and the lost working hours serious accident rate of direct labor force increased, mainly due to the production of new projects at multiple bases and the construction of a new vertically integrated large base in Taiyuan, Shanxi province, which resulted in an increase in the volume of work.

### >>> Product Quality Management

Indicators	Unit	2020	2021	2022	2023
Coverage rate of product safety and quality inspection	%	100	100	100	100
Number of product quality and safety violations	/	0	0	0	0
Number of product lines with recalls due to quality issues	/	0	0	0	0

### >>> Customer Service and Management

Indicators	Unit	2020	2021	2022	2023
Proportion of core customers covered in satisfaction surveys	%	100	100	100	100
Customer satisfaction	point	96.10	96.20	96.26	96.28
Number of product identification violations	/	0	0	0	0
Number of product marketing violations	/	0	0	0	0
Number of on-site service project	/	97	69	168	178
Actual on-site project service volume	MW	3,132	2,254	9,899	26,539
Number of customer privacy breach complaints received	/	0	0	0	0

Note: The larger actual on-site project service volume figure in 2023 is primarily due to the continued increase in shipments.

### >>> Community Relations

Indicators	Unit	2020	2021	2022	2023
Total amount of external donations	RMB 10,000	1,376.83	363.33	537.23	2,456.98
Ratio of external donations with a revenue of RMB 10,000	%	0.04	0.01	0.01	0.02

Note: In 2023, the data for total amount of external donations increased mainly due to new donations to large-scale public welfare projects.

## Corporate Governance Performance

### >>> Economic Performance

Indicators	Unit	2020	2021	2022	2023
Operating revenue	RMB 100mn	336.60	405.70	826.76	1,186.82
Net profit attributable to shareholders of listed companies	RMB 100mn	10.42	11.43	29.39	74.40
Operating costs	RMB 100mn	286.29	351.35	740.37	1,020.16
Total assets	RMB 100mn	505.35	728.73	1,056.43	1,321.17
Net assets attributable to shareholders of listed companies	RMB 100mn	125.09	135.53	266.94	343.60
Operating cash flow	RMB 100mn	25.08	32.29	40.84	248.16
Basic earnings per share	RMB/share	0.18	0.14	0.30	0.74
Total tax amount	RMB 10,000	53,084.95	35,837.76	151,389.26	311,551.89

### >>> R&D Innovation

Indicators	Unit	2020	2021	2022	2023
R&D investment	RMB 100mn	20.49	26.37	56.15	68.99
R&D investment as a ratio of revenue	%	6.09	6.50	6.79	5.81
Total number of R&D personnel	/	1,078	1,395	1,902	2,320
Ratio of R&D personnel	%	4.43	4.50	4.09	4.04
Female proportion of R&D personnel	%	/	/	13.56	10.47

### >>> Intellectual Property Management

Indicators	Unit	2020	2021	2022	2023
Number of patent applications	/	289	325	727	1,357
Number of accumulated patent applications	/	1,852	2,062	2,518	3,875
Number of patents granted	/	136	234	311	2,115
Number of accumulated patents granted	/	998	1,162	1,464	3,544

»» Business Ethics and Compliance

Indicators	Unit	2020	2021	2022	2023
Specialized training sessions on business ethics	/	/	/	9	11
Total hours of specialized training on business ethics	hour	/	/	/	11,515
Ratio of employees covered by business ethics training	%	/	100	100	100
Percentage of workplaces conducting business ethics risk assessments	%	/	100	100	100
Number of litigation cases related to business ethics with third parties	/	/	0	0	0
Number of litigation cases related to unfair competition with third parties	/	0	0	0	0

»» Information Security Management

Indicators	Unit	2020	2021	2022	2023
Specialized training sessions on information security	/	/	/	14	20
Ratio of employees covered by information security training	%	100	100	100	100
Total hours of information security specialized training	hour	/	/	5,684	109,086
Total number of IT employees participating in information security training	/	/	/	406	455
Number of information security incidents	/	/	/	/	0
Number of customers and employees affected by information security incidents	/	/	/	/	0
Number of information security-related litigation cases	/	0	0	0	0

Note: In 2023, the data on the total hours of information security specialized training increased, mainly due to the Company's higher requirements for training related to information security and privacy protection.

GRI Standard Index

Instructions	Jinko Solar Co., Ltd. has prepared the 2023 ESG Report for the period January 1, 2023 to December 31, 2023 with reference to the GRI Standards.	
GRI 1 Used	GRI 1: Foundation 2021	
GRI Standard	Disclosures	Location
GRI 2: General Disclosures 2021	2-1 Organizational details	• About Jinko Solar
	2-2 Entities included in the organization's sustainability reporting	• Description of the Report
	2-3 Reporting period, frequency and contact point	
	2-4 Restatements of information	
	2-5 External assurance	
	2-6 Activities, value chain and other business relationships	• About Jinko Solar • Development of Green Industries • Responsible Procurement Management • Customer Service Management • Stick to the Bottom Line, Produce Safely
	2-7 Employees	• Joint Efforts for Dreams, Progress with Light • Key Quantitative Performance Table
	2-8 Workers who are not employees	• Responsible Procurement Management • Stick to the Bottom Line, Produce Safely
	2-9 Governance structure and composition	• ESG Management System • Improved Corporate Governance
	2-10 Nomination and selection of the highest governance body	
	2-11 Chair of the highest governance body	
	2-12 Role of the highest governance body in overseeing the management of impacts	
	2-13 Delegation of responsibility for managing impacts	
	2-14 Role of the highest governance body in sustainability reporting	• Improved Corporate Governance • Integrity and Compliance Management
	2-15 Conflicts of interest	
	2-16 Communication of critical concerns	
	2-17 Collective knowledge of the highest governance body	• ESG Culture Construction
	2-18 Evaluation of the performance of the highest governance body	• Improved Corporate Governance • Employee Attraction and Retention
	2-19 Remuneration policies	
	2-20 Process to determine remuneration	

GRI Standard	Disclosures	Location
GRI 2: General Disclosures 2021	2-21 Annual total compensation ratio	/
	2-22 Statement on sustainable development strategy	• Message from the Chairman
	2-23 Policy commitments	• See the sections of the Report for details
	2-24 Embedding policy commitments	
	2-25 Processes to remediate negative impacts	
	2-26 Mechanisms for seeking advice and raising concerns	• Stakeholder Communication • Integrity and Compliance Management
	2-27 Compliance with laws and regulations	• See the sections of the Report for details
	2-28 Membership associations	• Stakeholder Communication
	2-29 Approach to stakeholder engagement	
	2-30 Collective bargaining agreements	
GRI 3: Material Topics 2021	3-1 Process to determine material topics	• Management of Material Topics
	3-2 List of material topics	
	3-3 Management of material topics	
GRI 201: Economic Performance 2016	201-1 Direct economic value generated and distributed	• Key Quantitative Performance Table
	201-2 Financial implications and other risks and opportunities due to climate change	• Better Climate Governance
	201-3 Defined benefit plan obligations and other retirement plans	• Employee Attraction and Retention
	201-4 Financial assistance received from government	
GRI 202: Market Presence 2016	202-1 Ratios of standard entry level wage by gender compared to local minimum wage	/
	202-2 Proportion of senior management hired from the local community	• Employee Attraction and Retention • Key Quantitative Performance Table
GRI 203: Indirect Economic Impacts 2016	203-1 Infrastructure investments and services supported	• Virtue of Goodness, Cooperating for Harmony
	203-2 Significant indirect economic impacts	
GRI 204: Procurement Practices 2016	204-1 Proportion of spending on local suppliers	• Responsible Procurement Management
GRI 205: Anti-corruption 2016	205-1 Operations assessed for risks related to corruption	• Integrity and Compliance Management • Key Quantitative Performance Table
	205-2 Communication and training about anti-corruption policies and procedures	
	205-3 Confirmed incidents of corruption and actions taken	
GRI 206: Anti-competitive Behavior 2016	206-1 Legal actions for anti-competitive behavior, anti-trust, and monopoly practices	

GRI Standard	Disclosures	Location
GRI 207: Tax 2019	207-1 Approach to tax	• Integrity and Compliance Management
	207-2 Tax governance, control, and risk management	
	207-3 Stakeholder engagement and management of concerns related to tax	
	207-4 Country-by-country reporting	
GRI 301: Materials 2016	301-1 Materials used by weight or volume	/
	301-2 Recycled input materials used	• Development of Green Industries
	301-3 Reclaimed products and their packaging materials	
GRI 302: Energy 2016	302-1 Energy consumption within the organization	• Development of Green Industries • Key Quantitative Performance Table
	302-2 Energy consumption outside of the organization	
	302-3 Energy intensity	
	302-4 Reduction of energy consumption	
	302-5 Reductions in energy requirements of products and services	
GRI 303: Water and Effluents 2018	303-1 Interactions with water as a shared resource	• Green Production and Operation • Key Quantitative Performance Table
	303-2 Management of water discharge-related impacts	
	303-3 Water withdrawal	
	303-4 Water discharge	
	303-5 Water consumption	
GRI 304: Biodiversity 2016	304-1 Operational sites owned, leased, managed in, or adjacent to, protected areas and areas of high biodiversity value outside protected areas	• Maintenance of Ecological Harmony
	304-2 Significant impacts of activities, products and services on biodiversity	
	304-3 Habitats protected or restored	
	304-4 IUCN Red List species and national conservation list species with habitats in areas affected by operations	
GRI 305: Emissions 2016	305-1 Direct (Scope 1) GHG emissions	• Better Climate Governance • Key Quantitative Performance Table
	305-2 Energy indirect (Scope 2) GHG emissions	
	305-3 Other indirect (Scope 3) GHG emissions	
	305-4 GHG emissions intensity	
	305-5 Reduction of GHG emissions	• Development of Green Industries
	305-6 Emissions of ozone-depleting substances (ODS)	• Better Climate Governance
	305-7 Nitrogen oxides (NO <sub>x</sub> ), sulfur oxides (SO <sub>x</sub> ), and other significant air emissions	• Green Production and Operation • Key Quantitative Performance Table
GRI 306: Waste 2020	306-1 Waste generation and significant waste-related impacts	• Green Production and Operation • Key Quantitative Performance Table
	306-2 Management of significant waste-related impacts	
	306-3 Waste generated	
	306-4 Waste diverted from disposal	
	306-5 Waste directed to disposal	



GRI Standard	Disclosures	Location
GRI 308: Supplier Environmental Assessment 2016	308-1 New suppliers that were screened using environmental criteria	<ul style="list-style-type: none"> <li>Responsible Procurement Management</li> </ul>
	308-2 Negative environmental impacts in the supply chain and actions taken	
GRI 401: Employment 2016	401-1 New employee hires and employee turnover	/
	401-2 Benefits provided to full-time employees that are not provided to temporary or part-time employees	<ul style="list-style-type: none"> <li>Employee Attraction and Retention</li> </ul>
	401-3 Parental leave	
GRI 402: Labor / Management Relations 2016	402-1 Minimum notice periods regarding operational changes	/
	403-1 Occupational health and safety management system	<ul style="list-style-type: none"> <li>Stick to the Bottom Line, Produce Safely</li> <li>Key Quantitative Performance Table</li> </ul>
GRI 403: Occupational Health and Safety 2018	403-2 Hazard identification, risk assessment, and incident investigation	
	403-3 Occupational health services	
	403-4 Worker participation, consultation, and communication on occupational health and safety	
	403-5 Worker training on occupational health and safety	
	403-6 Promotion of worker health	
	403-7 Prevention and mitigation of occupational health and safety impacts directly linked by business relationships	
	403-8 Workers covered by an occupational health and safety management system	
	403-9 Work-related injuries	
	403-10 Work-related ill health	
GRI 404: Training and Education 2016	404-1 Average hours of training per year per employee	<ul style="list-style-type: none"> <li>Talent Training and Development</li> <li>Key Quantitative Performance Table</li> </ul>
	404-2 Programs for upgrading employee skills and transition assistance programs	
	404-3 Percentage of employees receiving regular performance and career development reviews	
GRI 405: Diversity and Equal Opportunity 2016	405-1 Diversity of governance bodies and employees	<ul style="list-style-type: none"> <li>Improved Corporate Governance</li> <li>Employee Attraction and Retention</li> <li>Key Quantitative Performance Table</li> </ul>
	405-2 Ratio of basic salary and remuneration of women to men	<ul style="list-style-type: none"> <li>Key Quantitative Performance Table</li> </ul>
GRI 406: Non-discrimination 2016	406-1 Incidents of discrimination and corrective actions taken	<ul style="list-style-type: none"> <li>Protection of Employees' Rights and Interests</li> <li>Employee Attraction and Retention</li> </ul>
GRI 407: Freedom of Association and Collective Bargaining 2016	407-1 Operations and suppliers in which the right to freedom of association and collective bargaining maybe at risk	<ul style="list-style-type: none"> <li>Protection of Employees' Rights and Interests</li> <li>Employee Attraction and Retention</li> </ul>
GRI 408: Child Labor 2016	408-1 Operations and suppliers at significant risk for incidents of child labor	<ul style="list-style-type: none"> <li>Responsible Procurement Management</li> </ul>
GRI 409: Forced or Compulsory Labor 2016	409-1 Operations and suppliers at significant risk for incidents of forced or compulsory labor	<ul style="list-style-type: none"> <li>Responsible Procurement Management</li> </ul>

GRI Standard	Disclosures	Location
GRI 410: Security Practices 2016	410-1 Security personnel trained in human rights policies or procedures	<ul style="list-style-type: none"> <li>Protection of Employees' Rights and Interests</li> </ul>
GRI 411: Rights of Indigenous Peoples 2016	411-1 Incidents of violations involving rights of indigenous peoples	<ul style="list-style-type: none"> <li>No such incidents</li> </ul>
GRI 413: Local Communities 2016	413-1 Operations with local community engagement, impact assessments, and development programs	<ul style="list-style-type: none"> <li>Comprehensive Environmental Management</li> <li>Engagement of Community Co-construction</li> </ul>
	413-2 Operations with significant actual and potential negative impacts on local communities	
GRI 414: Supplier Social Assessment 2016	414-1 New suppliers that were screened using social criteria	<ul style="list-style-type: none"> <li>Responsible Procurement Management</li> </ul>
	414-2 Negative social impacts in the supply chain and actions taken	
GRI 415: Public Policy 2016	415-1 Political contributions	<ul style="list-style-type: none"> <li>Not applicable</li> </ul>
GRI 416: Customer Health and Safety 2016	416-1 Assessment of the health and safety impacts of product and service categories	<ul style="list-style-type: none"> <li>Customer Service Management</li> <li>Key Quantitative Performance Table</li> </ul>
	416-2 Incidents of non-compliance concerning the health and safety impacts of products and services	
GRI 417: Marketing and Labeling 2016	417-1 Requirements for product and service information and labeling	
	417-2 Incidents of non-compliance concerning product and service information and labeling	
	417-3 Incidents of non-compliance concerning marketing communications	
GRI 418: Customer Privacy 2016	418-1 Substantiated complaints concerning breaches of customer privacy and losses of customer data	<ul style="list-style-type: none"> <li>Information Security Management</li> <li>Key Quantitative Performance Table</li> </ul>

## Third-party Assurance Report



English Translation for Reference Only

2024/SH-0216  
(Page 1 of 2)

### Independent practitioner's assurance report To the Board of Directors of Jinko Solar Co., Ltd.

We have been engaged to perform a limited assurance engagement on the selected 2023 key data as defined below in the 2023 Environmental, Social and Governance ("ESG") Report of Jinko Solar Co., Ltd. (the "Company").

#### Selected key data

The selected key data in the Company's 2023 ESG Report that is covered by this report is as follows:

- Direct (Scope 1) GHG emissions – stationary combustion source
- Energy indirect (Scope 2) GHG emissions
- Purchased electricity
- Water withdrawal from the municipal water supply

Our assurance was with respect to the year ended 31 December 2023 information only and we have not performed any procedures with respect to earlier periods or any other elements included in the 2023 ESG Report.

#### Criteria

The criteria used by the Company to prepare the selected key data in the 2023 ESG report is set out in the definitions of the key data on the Appendix of Basis of Key Data Reporting in the 2023 ESG report (the "basis of reporting").

#### Management's Responsibilities

Management of the Company is responsible for the preparation of the selected key data in the 2023 ESG report in accordance with the basis of reporting. This responsibility includes designing, implementing and maintaining internal control relevant to the preparation of the selected key data in the 2023 ESG report that is free from material misstatement, whether due to fraud or error.

#### Our Independence and Quality Control

We have complied with the independence and other ethical requirement of the International Code of Ethics for Professional Accountants (including International Independence Standards) issued by the International Ethics Standards Board for Accountants, which is founded on fundamental principles of integrity, objectivity, professional competence and due care, confidentiality and professional behaviour.

Our firm applies International Standard on Quality Management 1, which requires the firm to design, implement and operate a system of quality management including policies or procedures regarding compliance with ethical requirements, professional standards and applicable legal and regulatory requirements.

#### Practitioner's Responsibilities

It is our responsibility to express a conclusion on the selected key data in the 2023 ESG report based on our work.



2024/SH-0216  
(Page 2 of 2)

We conducted our work in accordance with the International Standard on Assurance Engagements 3000 (Revised) "Assurance Engagements Other Than Audits or Reviews of Historical Financial Information", and, in respect of greenhouse gas emissions, International Standard on Assurance Engagement 3410, "Assurance Engagements on Greenhouse Gas Statements". These standards require that we plan and perform our work to form the conclusion.

The procedures performed in a limited assurance engagement vary in nature and timing from, and are less in extent than for a reasonable assurance engagement. Consequently the level of assurance obtained in a limited assurance engagement is substantially lower than the assurance that would have been obtained had a reasonable assurance engagement been performed. Accordingly, we do not express a reasonable assurance opinion about whether the Company's 2023 selected key data in the 2023 ESG report has been prepared, in all material respects, in accordance with the basis of reporting. Our work involves assessing the risks of material misstatement of the selected key data in the 2023 ESG report whether due to fraud or error, and responding to the assessed risks. The extent of procedures selected depends on our judgment and assessment of the engagement risk. Within the scope of our work, we have performed the following procedures in the Headquarter of the Company. We have not conducted work on other locations:

- 1) Interviews with relevant departments of the Company involved in providing information for the selected key data within the ESG Report; and
- 2) Analytical procedure;
- 3) Examination, on a test basis, of documentary evidence relating to the selected key data on which we report;
- 4) Recalculation; and
- 5) Other procedures deemed necessary.

#### Inherent Limitation

The absence of a significant body of established practice on which to draw to evaluate and measure non-financial information allows for different, but acceptable, measures and measurement techniques and can affect comparability between entities. In addition, GHG quantification is subject to inherent uncertainty because of incomplete scientific knowledge used to determine emission factors and the values needed to combine emissions of different gases.

#### Conclusion

Based on the procedures performed and evidence obtained, nothing has come to our attention that causes us to believe that the 2023 selected key data in the 2023 ESG report is not prepared, in all material respects, in accordance with the basis of reporting.

#### Restriction on Distribution and Use

Our report has been prepared for and only for the board of directors of the Company and is not to be used for any other purpose. We do not assume responsibility towards or accept liability to any other parties for the content of this report.

#### PricewaterhouseCoopers Zhong Tian LLP

Shanghai, China

22 April 2024

## Basis of Key Data Reporting

Key data	Basis of Key Data Reporting
Direct (Scope 1) GHG emissions - stationary combustion source	Direct (Scope 1) GHG emissions - stationary combustion source were GHG emissions generated by the use of natural gas in Jinko Solar production bases in operation and Jinko's HQ Workplace (located at No.1, Lane 1466, Shenchang Road, Minhang District, Shanghai) during the reporting period. The calculation method is based on the <i>Greenhouse Gas Protocol: A Corporate Accounting and Reporting Standard</i> , released by World Resources Institute (WRI) and World Business Council for Sustainable Development (WBCSD). The default emission factors come from the <i>2019 Refinement to the 2006 IPCC Guidelines for National Greenhouse Gas Inventories</i> . Calorific values come from the <i>China Energy Statistical Yearbook 2022</i> . The carbon oxidation rates come from the <i>Guidance for Compiling Provincial Greenhouse Gas Emission Lists (Trial)</i> . The global warming potentials come from the <i>IPCC Sixth Assessment Report</i> .
Energy indirect (Scope 2) GHG emissions	Energy indirect (Scope 2) GHG emissions were GHG emissions generated by the use of purchased electricity in Jinko Solar production bases in operation and Jinko's HQ Workplace (located at No.1, Lane 1466, Shenchang Road, Minhang District, Shanghai) during the reporting period. The calculation method is based on the <i>Greenhouse Gas Protocol: A Corporate Accounting and Reporting Standard</i> , released by World Resources Institute (WRI) and World Business Council for Sustainable Development (WBCSD). The emission factor used by the sites located in China is the 2022 average national carbon dioxide emission factor in the <i>Notice on the Management of Corporate GHG Emissions Reporting in Power Generation Industry from 2023 to 2025</i> issued by Ministry of Ecology and Environment. The emission factors used by the sites located in Malaysia, Vietnam and United States come from the IEA (2023) Emission Factors.
Purchased electricity	Purchased electricity was the electricity purchased by Jinko Solar production bases in operation and Jinko's HQ Workplace (located at No.1, Lane 1466, Shenchang Road, Minhang District, Shanghai) during the reporting period.
Water withdrawal from the municipal water supply	Water withdrawal from the municipal water supply was the municipal water used by Jinko Solar's production bases in operation during the reporting period.

## Feedback Form

Dear readers,

Hello! Thank you for reading this report. We sincerely look forward to your evaluation of this report and valuable feedback, so that we can continuously improve our ESG work and enhance our ability and level of fulfilling responsibilities!

Multiple Choice Question (Please Tick "V" at the Corresponding Position)

1. You are Jinko Solar's:

Employee  Consumer  Supplier  Supervisory Institution  Media  Others (please specify)

2. Your overall impression of this report is:

Very good  Good  General  Poor  Very poor

3. In your opinion, the quality of the ESG information disclosed in this report is:

Very high  High  General  Poor  Very poor

4. In your opinion, the structure of this report is:

Very reasonable  Reasonable  General  Poor  Very poor

5. In your opinion, this report's layout design and presentation format is:

Very good  Good  General  Poor  Very poor

### Open Ended Questions

1. In your opinion, which parts of this report are you most satisfied with?

---

2. In your opinion, what additional information this report needs to disclose that you would like to further understand?

---

3. What other suggestions do you have for our ESG work?

---

If possible, please leave your information:

Name: \_\_\_\_\_ Email: \_\_\_\_\_

Our contact information: ESG@jinkosolar.com



Optimize the energy portfolio and take responsibility for  
enabling a sustainable future

[www.jinkosolar.com](http://www.jinkosolar.com)