


# TIGER Neo

## 54HL4R-(V)

430-450 Watt

MONO-FACIAL MODULE

N-type



### N-type Technology

N-type modules with Tunnel Oxide Passivating Contacts (TOPCon) technology offer lower LID/LeTID degradation and better low light performance.



### HOT 2.0 Technology

N-type modules with JinkoSolar's HOT 2.0 technology offer better reliability and efficiency.



### Durability Against Extreme Environment

High salt mist and ammonia resistance.



### Mechanical Load Enhanced

Certified to withstand:  
5400 Pa front side max static test load  
2400 Pa rear side max static test load



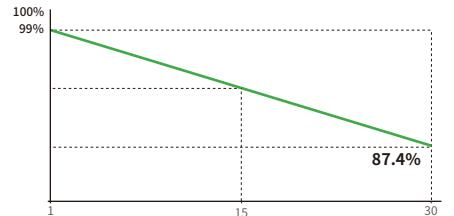
### SMBB Technology

Better light trapping and current collection to improve module power output and reliability.



### Anti-PID Guarantee

Minimizes the chance of degradation caused by PID phenomena through optimization of cell production technology and material control.



<b>15 Year</b> Product Warranty	<b>30 Year</b> Linear Power Warranty	<b>1%</b> First-year Degradation	<b>0.4%</b> Annual Degradation Over 30 Years
------------------------------------	---	-------------------------------------	---

- IEC61215 (2016) / IEC61730 (2016)
- IEC61701 / IEC62716 / IEC60068 / IEC62804
- ISO9001:2015: Quality Management System
- ISO14001:2015: Environment Management System
- ISO45001:2018: Occupational health and safety management systems



**JKM430-450N-54HL4R-(V)-F5-EN**

# 54HL4R-(V) 430-450 Watt

## Mechanical Characteristics

Cell Type	N -type Mono-crystalline
No. of cells	108 (54×2)
Dimensions	1762×1134×30 mm
Weight	21.0 kg
Front Glass	3.2 mm, Anti-Reflection Coating, High Transmission, Low Iron, Tempered Glass
Frame	Anodized Aluminium Alloy
Junction Box	IP68 Rated
Protection Class	Class II
IEC Fire Type	Class C
Output Cables	4.0 mm <sup>2</sup> (+): 400 mm , (-): 200 mm or Customized Length

## Packaging Configuration

Pallet Dimensions	1792×1120×1249 mm
Packing detail ( Two pallets = One stack )	36 pcs/pallets, 72 pcs/stack, 936 pcs/ 40'HQ Container

## Specifications (STC)

Maximum Power - Pmax [Wp]	430	435	440	445	450
Maximum Power Voltage - Vmp [V]	32.38	32.59	32.81	33.02	33.21
Maximum Power Current - Imp [A]	13.28	13.35	13.41	13.48	13.55
Open-circuit Voltage - Voc [V]	38.95	39.16	39.38	39.59	39.78
Short-circuit Current - Isc [A]	13.73	13.80	13.86	13.93	14.00
Module Efficiency STC [%]	21.52	21.77	22.02	22.27	22.52
Power tolerance	0 ~ + 3 %				
Temperature coefficients of Pmax	-0.29 %/°C				
Temperature coefficients of Voc	-0.25 %/°C				
Temperature coefficients of Isc	0.045 %/°C				

STC: Irradiance 1000W/m<sup>2</sup>, Cell Temperature 25°C, AM=1.5

## Specifications (NOCT)

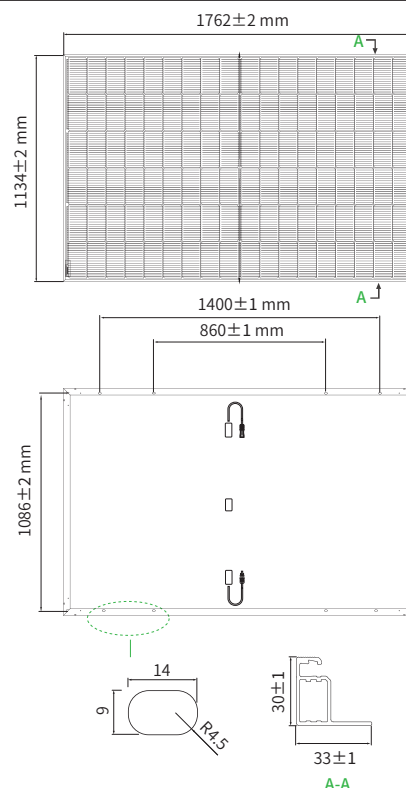
Maximum Power - Pmax [Wp]	323	327	331	335	338
Maximum Power Voltage - Vmp [V]	30.10	30.33	30.56	30.76	30.90
Maximum Power Current - Imp [A]	10.73	10.78	10.83	10.89	10.94
Open-circuit Voltage - Voc [V]	37.00	37.20	37.41	37.61	37.79
Short-circuit Current - Isc [A]	11.09	11.14	11.19	11.25	11.30

NOCT: Irradiance 800W/m<sup>2</sup>, Ambient Temperature 20°C, AM=1.5, Wind Speed 1m/s

## Application Conditions

Operating Temperature	-40 °C ~ +85 °C
Maximum system voltage	1000/1500 VDC (IEC)
Maximum series fuse rating	25 A
Nominal operating cell temperature - NOCT	45 ± 2 °C

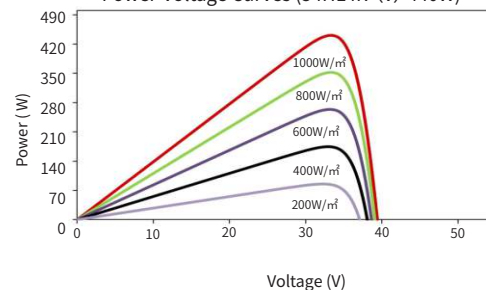
## Engineering Drawings



Note: For specific dimensions and tolerance ranges, please refer to the corresponding detailed module drawings.

## Electrical Performance

Power-Voltage Curves (54HL4R-(V) 440W)



Current-Voltage Curves (54HL4R-(V) 440W)

